

**NEW HAVEN PUBLIC SCHOOLS
NEW HAVEN, CONNECTICUT**

INFORMATION ONLY: PERSONNEL REPORT OF THE SUPERINTENDENT

July 25, 2022

RESIGNATION – Administrators:

<u>Name</u>	<u>Assignment:</u>	<u>Effective Date</u>
Carl Jackson	Director of Transportation Gateway General Funds 19047100-50112	06/30/2022

RESIGNATION – Teachers:

<u>Name</u>	<u>Assignment:</u>	<u>Effective Date</u>
Christopher Loureiro	English Wilbur Cross High School General Funds 19041661-50115	06/30/2022
Hassan Bourhrous	Engineering ESUMS Inter-District Funds 27041117-50115	06/30/2022
Brien Borgnine	Grade 5 Hill Central School General Funds 19041007-50115	06/30/2022
Edward Dotoratos	Mathematics Barnard Magnet School Inter-District Funds 27041102-50115	06/30/2022
Kelly Stalsburg	Special Education COOP General Funds 19049064-50115	06/30/2022
Drew Cohen	Special Education James Hillhouse High School IDEA Part B Entitlement 25045034-62-50115	06/30/2022

**NEW HAVEN PUBLIC SCHOOLS
NEW HAVEN, CONNECTICUT**

RESIGNATION – Teachers: (cont'd)

Lakeisha Bittle	School Guidance Counselor Riverside Academy General Funds 19042091-50115	06/30/2022
Farrah Siciliano	Grade 5 Roberto Clemente Leadership Academy General Funds 19042042-50115	06/30/2022
Nataliya Braginsky	History/Social Studies Metropolitan Business Academy Inter-District Funds 27041560-50115	06/30/2022
Kayla Herlihy	Kindergarten Conte West Hills School General Funds 19041031-50115	06/30/2022
Mandi Christoni	Reading L.W Beecher Magnet School Inter-District Funds 27041303-50115	06/30/2022
Jasmine Singleton	Mathematics Edgewood Magnet School General Funds 19041112-50115	06/30/2022
Kelly Inga	Instructional Math Coach Celentano Magnet School Title I Schools 25315256-48-50115	06/30/2022
Jesse Cala	Physical Education Conte West Hills School General Funds 19040331-50115	06/30/2022
Crystal Aldophe	School Social Worker Celentano Magnet School General Funds 19049348-50115	06/30/2022

**NEW HAVEN PUBLIC SCHOOLS
NEW HAVEN, CONNECTICUT**

RESIGNATION – Teachers: (cont'd)

Tanya Fensore	English James Hillhouse High School General Funds 19041662-50115	06/30/2022
Patrick Heenan	Literacy Coach Celentano Magnet School Title I Schools 25315256-48-50115	06/30/2022
David Sax	School Psychologist Worthington Hooker School General Funds 19049198-50115	06/30/2022
Amy Rathburn	Grade 5-6 FAME General Funds 19042041-50115	06/30/2022
Michele Ryan-Muniz	Guidance Counselor COOP General Funds 19042064-50115	06/30/2022
Caitlyn Lyon	Grade 3 FAME General Funds 19041041-50115	06/30/2022
Mark Ecke	History/Social Studies James Hillhouse High School General Funds 19041562-50115	06/30/2022
Lexie Chapell	Grade 4 Benjamin Jepson Magnet School Inter-District Funds 27041018-50115	06/30/2022
Katherine Foley	Integrated Language Arts King Robinson Magnet School Inter-District Funds 27041630-50115	06/30/2022

**NEW HAVEN PUBLIC SCHOOLS
NEW HAVEN, CONNECTICUT**

RESIGNATION – Teachers: (cont’d)

Lindsey Witte	Physical Education Elm City Montessori School General Funds 19040398-50115	06/30/2022
Heidi Binford	Special Education Davis Street Magnet School General Funds 19049009-50115	06/30/2022
Travis Durrwachter	Art James Hillhouse High School General Funds 19042162-50115	06/30/2022
John Gabriele	Science Hill Regional Career High School General Funds 19041463-50115	06/30/2022
Melissa Bekech	Art Bishop Woods School General Funds 19042143-50115	06/30/2022

RESIGNATION – Paraprofessionals:

<u>Name</u>	<u>Assignment:</u>	<u>Effective Date</u>
Koran Trimble	Assistant Teacher – Special Education Brennan Rogers Magnet School ECS Alliance – Culture & Climate 25476108-21-50128	06/30/2022
Terra Newsome-Sorrells	Assistant Teacher – Special Education James Hillhouse High School General Funds 19049062-50128	07/12/2022
Lakeisha Williams	Assistant Teacher K-3 Barnard Magnet School Title I Schools 25315256-2-50128	08/01/2022

**NEW HAVEN PUBLIC SCHOOLS
NEW HAVEN, CONNECTICUT**

RESIGNATION – Paraprofessionals: (cont’d)

Patricia A Williams	Assistant Teacher Brennan Rogers Magnet School General Funds 19049021-50128	07/11/2022
---------------------	--	------------

Wilma Rivera	Assistant Teacher – Grade 1 Barack H. Obama Magnet School Title I Schools 25315256-28-50128	07/21/2022
--------------	--	------------

RESIGNATION – Non-Instructional Staff:

<u>Name</u>	<u>Assignment:</u>	<u>Effective Date</u>
Alexis Nichols	Administrative Assistant BOE East Rock Magnet School General Funds 19041046-50124	06/30/2022
Crystal Lowery	Administrative Assistant BOE King Robinson Magnet School General Funds 19041030-50124	07/18/2022

TRANSFERS- Teachers:

<u>Name</u>	<u>From</u>	<u>To</u>	<u>Effective Date</u>
Henry Lugo	Music Betsy Ross Arts Magnet School Inter-District Funds 27042255-50115	Music COOP Inter-District Funds 27042264-50115	08/24/2022
Nicole Albanese	Kindergarten Roberto Clemente Leadership Academy General Funds 19041042-50115	Read 180 Clinton Avenue School General Funds 19041306-50115	08/24/2022
Eric Widmeyer	Mathematics Brennan Rogers Magnet School General Funds 19041121-50115	Mathematics Conte West Hills School General Funds 19041131-50115	08/24/2022

**NEW HAVEN PUBLIC SCHOOLS
NEW HAVEN, CONNECTICUT**

TRANSFERS- Teachers: (cont'd)

Stefanie Acquarulo	Grade 1 Ross Woodward Magnet School Inter-District Funds 27041010-50115	Grade 2 John S. Martinez School General Funds 19041008-50115	08/24/2022
Sean Griffin	Grade 7 Roberto Clemente Leadership Academy General Funds 19041042-50115	Read 180 Roberto Clemente Leadership Academy General Funds 19041042-50115	08/24/2022
Shaun Berner	Grade 3 Wexler Grant School General Funds 19041132-50115	Grade 5 Wexler Grant School General Funds 19041042-50115	08/24/2022
Lisa Tsolis	Grade 1 Ross Woodward School General Funds 19041010-50115	Grade 1 Clinton Avenue School General Funds 19041006-50115	08/24/2022
Monica Hackney	Pre-K Barack H. Obama Magnet University General Funds 19041028-50115	Pre-K Special Education Itinerant General Funds 19049098-50115	08/24/2022
Timothy Brzezinski	Instructional Math Coach ESUMS Title I School 25315256-17-50115	Mathematics ESUMS General Funds 19041115-50115	08/24/2022
Noel Salvador	Grade 1 Fair Haven School ESSER II 25526363-16- 50115	Grade 3 John C. Daniels School Inter-District Funds 27041213-50115	08/24/2022
Maria Medianero	Foreign Language Mauro Sheridan Magnet School Inter-District Funds 27041719-50115	Foreign Language - Spanish Davis Street School Inter-District Funds 27041709-50115	08/24/2022
Kelley Rodriguez	Science Grades 5-8 FAME General Funds 19041441-50115	Environmental Science Grades 7-8 Barnard Magnet School Inter-District Funds 27041402-50115	08/24/2022
Orlando Hernandez	Bilingual Grade 7 Fair Haven School General Funds 19041216-50115	Grade 5 Hill Central School General Funds 19041007-50115	08/24/2022

**NEW HAVEN PUBLIC SCHOOLS
NEW HAVEN, CONNECTICUT**

TRANSFERS- Teachers: (cont'd)

Sunny Cusano	Grade 5 Fair Haven School General Funds 19041016-50115	Grades 5-6 FAME General Funds 19041041-50115	08/24/2022
Haifa Abdel-Jalil	Science Hill Regional Career High School Inter-District Funds 27041463-50115	Magnet School Resource Hill Regional Career High School Inter-District Funds 27042363-50115	08/24/2022
Mark Osenko	History/Social Studies Hill Regional Career High School General Funds 19041563-50115	Literacy Media Specialist Worthington Hooker School General Funds 19042038-50115	08/24/2022
Ryan Clough	Mathematics Mauro Sheridan Magnet School Inter-District Funds 27041119-50115	Mathematics 180 Wexler Grant School Commissioners Network 25476293-32-50115	08/24/2022
Amy Brayman	Grade 5 L.W Beecher Magnet School Inter-District Funds 27041003-50115	Mathematics Grades 7/8 L.W Beecher Magnet School Inter-District Funds 27041103-50115	08/24/2022
Sidra Shafiq	Grade 2 Augusta Lewis Troup School ESSER II 25526363-15-50115	Grade 2 Augusta Lewis Troup General Funds 19041015-50115	08/24/2022
Zahra El Yahyaoui	Foreign Language ESUMS Inter-District Funds 27041717-50115	Foreign Language - French ESUMS Inter-District Funds 27041717-50115	08/24/2022
Paula Garon	Special Education Lincoln-Bassett School General Funds 19049020-50115	English Language Arts Davis Street Magnet School General Funds 19041309-50115	08/24/2022
Liliana Ortega	Foreign Language Sound School General Funds 19041767-50115	Foreign Language - Italian Wilbur Cross High School General Funds 19041761-50115	08/24/2022

**NEW HAVEN PUBLIC SCHOOLS
NEW HAVEN, CONNECTICUT**

CORRECTION/CHANGE ITEMS:

The following items are previous Board Actions approved. The action items below represent all the necessary changes and/or corrections.

CORRECTION/CHANGE IN SALARY – Teacher:

<u>Name</u>	<u>From</u>	<u>To</u>	<u>Effective Date</u>
Stephanie Persiani	\$45,357	\$47,551	08/24/2022

CORRECTION CHANGE IN FUNDING – Administrators:

<u>Name</u>	<u>From</u>	<u>To</u>	<u>Effective Date</u>
Michele Bonanno	Magnet School Coordinator Gateway Magnet 17-22 Central Office 25176251-00-50112	Magnet School Coordinator Gateway Magnet 17-22 Magnet Office C/O 25176258-00-50112	07/01/2022

CORRECTION CHANGE IN FUNDING – Administrators: (cont'd)

Danielle Gregory-Williams	Magnet School Recruiter Gateway Magnet 17-22 Central Office 25176251-00-50124	Magnet School Recruiter Gateway Magnet 17-22 Magnet Office C/O 25176258-00-50124	07/01/2022
Bria Harvin	Magnet School Recruiter Gateway Magnet 17-22 Central Office 25176251-00-50124	Magnet School Recruiter Gateway Magnet 17-22 Magnet Office C/O 25176258-00-50124	07/01/2022
Jubaliz Lopez	Fiscal Officer Gateway Magnet 17-22 Central Office 25176251-00-50118	Fiscal Officer Gateway Magnet 17-22 Magnet Office C/O 25176258-00-50118	07/01/2022

**NEW HAVEN PUBLIC SCHOOLS
NEW HAVEN, CONNECTICUT**

CORRECTION CHANGE IN FUNDING – Teacher:

<u>Name</u>	<u>From</u>	<u>To</u>	<u>Effective Date</u>
Dianna Carter	Magnet School Resource High School in the Community Magnet 17-22 25176255-66-50115	Magnet School Resource High School in the Community Magnet 17-22 C/O 25176262-66-50115	07/01/2022
Tricia Simon	Magnet School Resource East Rock Magnet School Magnet 17-22 25176252-46-50015	Magnet School Resource East Rock Magnet School Magnet 17-22 C/O 25176259-46-50115	07/01/2022
Elizabeth Black	Magnet School Resource Davis Street Magnet School Magnet 17-22 25176254-9-50115	Magnet School Resource Davis Street Magnet school Magnet 17-22 C/O 25176261-9-50115	07/01/2022
Victoria Raucci	Magnet School Resource Davis Street Magnet School Magnet 17-22 25176254-9-50115	Magnet School Resource Davis Street Magnet School Magnet 17-22 C/O 25176261-9-50115	07/01/2022

CORRECTION CHANGE IN FUNDING – Teacher: (cont'd)

Holly Smith	Magnet School Resource Edgewood Magnet School Magnet 17-22 25176253-12-50115	Magnet School Resource Edgewood Magnet School Magnet 17-22 C/O 25176260-12-50115	07/01/2022
Courtney Sutherland	Math Coach/Math /interventionist Ross Woodward Magnet School Title 1 School 25315256-10-50115	Math Coach/Math Interventionist Ross Woodward Magnet School Inter-District Funds 27041110-50115	08/24/2022
Caterina Salamone	Magnet School Resource King Robinson Magnet School Magnet 17-22 25176256-30-50115	Magnet School Resource King Robinson Magnet school Magnet 17-22 C/O 25176263-30-50115	07/01/2022

**NEW HAVEN PUBLIC SCHOOLS
NEW HAVEN, CONNECTICUT**

FAMILY & MEDICAL LEAVE ACT: LEAVES OF ABSENCE REPORT

The following are listed for information only, having met the requirements for absence under the Family & Medical Leave Act. Dates listed are estimates only. They will remain on payroll so long as they have accrued sick days.

FMLA LEAVE OF ABSENCE —Teachers:

<u>Name</u>	<u>Assignment</u>	<u>Effective Date:</u>
Kelly Casey	Guidance Counselor Truman School General Funds 19042029-50115	08/24/2022 – 10/04/2022
Victoria Craig	Special Education Dr. Reginald Mayo Early Learning Center General Funds 19049881-50115	04/11/2022-06/21/2022
Glenda Reyes	History/Social Studies James Hillhouse High School General Funds 19041562-50115	06/06/2022-06/22/2022
Cynthia Hodge	Grade 2 Edgewood Magnet School General Funds 19041012-50115	05/15/2022-6/22/2022
Jeffrey Lowell	School Psychologist Itinerant General Funds 19049198-50115	04/28/2022-06/22/2022

INTERMITTENT FMLA LEAVE OF ABSENCE —Teachers:

<u>Name</u>	<u>Assignment</u>	<u>Effective Date:</u>
Rachel Sharnick	Talented & Gifted Itinerant General Funds 19042098-50115	06/13/2022 – 06/14/2023

**NEW HAVEN PUBLIC SCHOOLS
NEW HAVEN, CONNECTICUT**

MEDICAL LEAVE OF ABSENCE —Teachers:

<u>Name</u>	<u>Assignment</u>	<u>Effective Date:</u>
Doreen Canzanella	Music K-8 Clinton Avenue School General Funds 19042206-50115	04/25/2022 – 05/24/2022

MEDICAL LEAVE OF ABSENCE —Paraprofessional:

<u>Name</u>	<u>Assignment</u>	<u>Effective Date:</u>
Andrea Taylor	Assistant Teacher Grade 1 Barnard Magnet School Title I Schools 25315256-2-50128	02/14/2022 – 07/22/2022

RETURN FROM LEAVE OF ABSENCE —Teachers:

<u>Name</u>	<u>Assignment</u>	<u>Effective Date:</u>
Maria Peter	Tesol Hill Central School General Funds 19041207-50115	06/22/2022
Margaret Hayden	Instructional Coach FAME Title I Schools 25315256-41- 50115	05/18/2022
Glenda Reyes	History/Social Studies James Hillhouse High School General Funds 19041562-50115	08/24/2022
Dawn Kountz	Talented & Gifted Itinerant General Funds 19042098-50115	05/30/2022

**NEW HAVEN PUBLIC SCHOOLS
NEW HAVEN, CONNECTICUT**

RETURN FROM LEAVE OF ABSENCE —Paraprofessional:

<u>Name</u>	<u>Assignment</u>	<u>Effective Date:</u>
Jessenia Rosario	Bilingual Assistant Teacher Fair Haven School Title I Schools 25315256-16-50128	08/24/2022

**Dr. Iline Tracey, Ed.D.
Superintendent of Schools**



NEW HAVEN PUBLIC SCHOOLS
New Haven, Connecticut

NEW HAVEN BOARD OF EDUCATION FINANCE & OPERATIONS COMMITTEE MEETING

Monday, July 25, 2022

ACTION ITEMS

A. INFORMATION ONLY:

1. Agreement with Dr. Constance Catrone, to provide field instruction and supervision to 6 social work student interns at Metropolitan Business Academy, from July 19, 2022 to June 30, 2023, in an amount not to exceed \$17,000.00.

Funding Source: Interdistrict Magnet Program Acct. #270-433-60-56694

2. Agreement with Gateway Community College to provide Health Careers Academy Pathway, (HCAP) Program, ENG 101 Boot Camp for rising sophomores at Hillhouse High School, from July 18, 2022 to July 20, 2022, in an amount not to exceed \$14,981.28.

Funding Source: ARP ESSER Program Acct. #2553-6398-56694-SS00



NEW HAVEN PUBLIC SCHOOLS
New Haven, Connecticut

NEW HAVEN BOARD OF EDUCATION FINANCE & OPERATIONS COMMITTEE MEETING

Monday July 18, 2022

MINUTES

Present: Mr. Matthew Wilcox, Dr. Orlando Yarborough, Ms. Yesenia Rivera
Staff: Dr. Paul Whyte, Ms. Keisha Redd Hannans, Mr. Thomas Lamb, Ms. Linda Hannans, Ms. Sequella Coleman, Ms. Ivelise Velazquez, Ms. Sue Peters, Mr. Michael Gormany, Mr. Joseph Barbarotta, Attorney Elias Alexiades,

Call to Order: Mr. Wilcox called the meeting to order at 4:32 p.m.

Summary of Motions:

1. **Motion to Recommend Approval of Action Items:** A motion by Mr. Wilcox, seconded by Dr. Yarborough, to Recommend Approval of 1 Abstract, 2 Agreements, 4 Contracts and 3 Change Orders, passed unanimously by Roll Call Vote: Dr. Yarborough, Yes; Ms. Rivera, Yes; Mr. Wilcox, Yes.
2. **Adjournment:** A motion by Mr. Wilcox, seconded by Dr. Yarborough to adjourn the meeting at 5:22 p.m., passed unanimously by Roll Call Vote: Ms. Rivera, Yes; Dr. Yarborough, Yes; Mr. Wilcox, Yes.

I. INFORMATION ONLY & ACTION ITEMS:

A. INFORMATION ONLY: Committee members did not have questions about the following Information Only items approved by the Superintendent:

1. Agreement with Dr. Constance Catrone, to provide field instruction and supervision to 6 social work student interns at Metropolitan Business Academy, from July 19, 2022 to June 30, 2023, in an amount not to exceed \$17,000.00.

Funding Source:	Interdistrict Magnet Program	Acct. #270-433-60-56694
Presenter:	Ms. Sequella Coleman	Document Link: Catrone

2. Agreement with Gateway Community College to provide Health Careers Academy Pathway, (HCAP) Program, ENG 101 Boot Camp for rising sophomores at Hillhouse High School, from July 18, 2022 to July 20, 2022, in an amount not to exceed \$14,981.28.

Funding Source:	ARP ESSER Program	Acct. #2553-6398-56694-SS00
Presenter:	Ms. Denise Charles	Document Link: Gateway

B. ABSTRACTS:

1. Multi-Media School Security Grant, Year 5 of 5, in the amount of \$65,764.60 of which the State of CT reimburses \$51,296.40 was presented by Mr. Zesner and Ms. Herrera.

Funding Source:	State of CT Department of Emergency Services & Public Protection
------------------------	--

C. AGREEMENTS:

1. Agreement with Foundation for the Arts and Trauma, Inc., to provide individual trauma-informed counseling to Metropolitan Business Academy students and to provide in-service education and support for teachers, from August 1, 2022 to June 30, 2023, in an amount not to exceed \$75,000.00 was presented by Ms. Coleman who answered Committee member questions about the service.
Funding Source: ARP ESSER Program **Acct. #2553-6398-56694-0060**
2. Agreement with Lumen Touch, LLC for data management system for 17 School based Health Clinics and 9 dental clinics, from August 30, 2022 and June 30, 2023, in an amount to exceed \$29,775.00 was presented by Ms. Peters. **Funding Source:** 2022-2023 Medicaid Program **Acct. #25345408-56694**
Discussion: Attorney Alexiades indicated that the contract requires review by Corporation Counsel and that the Board may approve the contract but not sign it review is complete. Ms. Rivera asked Attorney Alexiades to send an email to her and Ms. Patricia DeMaio regarding this request to ensure the contract is not signed. Mr. Lamb asked Ms. Peters to work with Ms. Salina Manning in the office of Chief Operating Officer on next steps. Dr. Yarborough asked about data regarding the impact of health on academic performance. A discussion ensued.

D. CONTRACTS:

1. Award of Contract with Eastern Bag & Paper Co. for food preparation, chemicals, and packaging supplies, from July 1, 2022 to June 30, 2023, in an amount not to exceed \$900,000.00 was presented by Mr. Gormany. **Funding Source:** 2022-2023 Food Service Budget **Acct. #25215200-56630**
2. Award of Contract with Nuovo Venture LLC for food preparation, chemicals, and packaging supplies, from July 1, 2022 to June 30, 2023, in an amount not to exceed \$150,000.00 was presented by Mr. Gormany. **Funding Source:** 2022-2023 Food Service Budget **Acct. #25215200-56630**
3. Award of Contract with Precision Food Service, Inc. for On Call Kitchen refrigeration repairs and preventative maintenance, from July 1, 2022 to June 30, 2023, in an amount not to exceed \$150,000.00 was presented by Mr. Gormany. **Funding Source:** 2022-2023 Food Service Budget **Acct. #25215200-56623**
4. Renewal Option 1 of 2 for Contract with Precision Food Service, Inc. for On Call Oven and Steam Repairs and Preventative maintenance, from July 1, 2022 to June 30, 2023, in an amount not to exceed \$175,000.00 was presented by Mr. Gormany. **Funding Source:** 2022-2023 Food Service Budget **Acct. #25215200-56623**

E. CHANGE ORDERS:

1. Change Order #1 to Contract 50525A-2-4 with Amazon Landscaping and Handyman Services, to increase funding amount from \$33,000.00 by \$830.50 for a total amount of \$33,830.50, to add funds to cover work needed at Troup School painting was presented by Mr. Barbarotta. **Funding Source:** 2021-2022 Capital Projects **Acct. #3C22-2261-58101**
2. Change Order #1 to Contract 50525B-2-4 with Tim's Enterprises, to increase funding amount from \$67,000.00 by \$525.46 for a total amount of \$67,525.46, to add funds to cover work needed at Celentano School was presented by Mr. Barbarotta.

Funding Source: 2021-2022 Capital Projects **Acct. #**3C22-2261-58101

3. Change Order #1 to Contract 50545-1-4 with Tim's Enterprises, to increase funding amount from \$25,000.00 by \$1,835.97 for a total amount of \$26,835.97, to add funds to cover work needed at Celentano School was presented by Mr. Barbarotta.

Funding Source: 2021-2022 Capital Projects **Acct. #**3C22-2261-58101 (\$25,000.00)

Funding Source: 2021-2022 Capital Projects **Acct. #**3C19-1992-58101 (\$1,835.97)

Discussion: Mr. Wilcox asked that Mr. Barbarotta include additional clarifying language Change Orders #2 and #3, to indicate what service was provided by the contractor.

II. DISCUSSION:

- **June 2022 Monthly Financial Report:** Ms. L. Hannans reviewed the report and explained that it is a preliminary report as the district is still in the process of closing out the fiscal year and waiting for final invoices. She reviewed mitigation efforts to date which included reprogramming grant funds when possible. Dr. Yarborough asked if mitigation efforts cost the district, in terms of any services, purchases or hiring. Ms. L. Hannans reported that the General Fund budget is a no frills budget; all other services were covered by grants. A discussion ensued about forecasting needs and budget when grant funding ends.
- **Budget Implications: Facilities Management and Part-time Custodial Agreements:** Mr. Lamb reported that the City's Purchasing Department had requested a best and final offer from the five bidders. The bidding process ended on Thursday, July 14, 2022 and the selection committee is in the process of reviewing results. Mr. Lamb anticipates that an Agreement will be ready for the next F&O Committee meeting.
- **Update: Ella T. Grasso/Adult Education Lease Agreement and Repair Schedule:** Mr. Wilcox reported that the Board has previously approved a lease in concept, but there were language changes. He asked for a status update. Mr. Lamb reported that the lease has been fully executed and repairs have begun. Ms. Bonora, principal of Adult Education and the landlord have begun meeting to develop a repair schedule.
- **Policy Calendar:** Mr. Wilcox asked Mr. Lamb to assist with review of required policies. He would like to meet in the next two weeks. He administration and committee members to email him if they are also interested in assisting.

Adjournment: A motion by Mr. Wilcox, seconded by Dr. Yarborough to adjourn the meeting at 5:22 p.m., passed unanimously by Roll Call Vote: Ms. Rivera, Yes; Dr. Yarborough, Yes; Mr. Wilcox, Yes.

Respectfully submitted,

Patricia A. DeMaio



FINANCIAL REPORTS

June 30, 2022

New Haven Board of Education
Finance & Operations Committee Meeting

July 18, 2022

STRATEGIC PLAN : SY 2020-2024



NEW HAVEN PUBLIC SCHOOLS

Core Values

We believe...

- 1 Equitable opportunities** create the foundation necessary for every child to succeed
- 2 A culture of continuous improvement** will ensure that all staff are learners and reflective practitioners
- 3 High expectations** and standards are necessary to prepare students for college and career
- 4 Collaboration** and partnerships with families and the New Haven community will enhance learning and achievement



Mission

To provide all students in New Haven Public Schools with personalized, authentic, and engaging learning experiences through creativity, exploration, innovation, critical thinking, problem-solving, and high quality instruction. To foster a culture of continuous improvement through collaborative partnerships with staff, families, and the New Haven community. To support students' growth and development by utilizing the Whole Child Framework.

Vision

Our vision is to be a premier urban school district that ensures access to equitable opportunities and successful outcomes for all students as they prepare for college, career, and life.

Priority Areas for 2020-2024

- | | |
|--|--------------------------------|
| 1 Academic Learning | 2 Culture & Climate |
| 3 Youth & Family Engagement | 4 Talented Educators |
| 5 Operational Efficiencies | |

WWW.NHPS.NET

- Monthly Financial/Projection Report General Funds as of June 30, 2022
- Monthly Financial Report Special Funds as of June 30, 2022

- Total expenditures through 06/30/22 are \$266.5 million.
- General Fund expenditures incurred through 06/30/22 are \$171.1 million or 89.8% of the adopted budget.
- Grant expenditures incurred through 06/30/22 are \$95.4 million or 46% of the current grant revenue.



Financial Report – General Fund June 30, 2022



Fiscal Year 2021-2022
Education Operating Fund (General Fund)
Monthly Financial & EOY Forecast Report (Unaudited) as of June 30, 2022

	FY2021 Adopted Budget (A)	MONTHLY YTD Actuals (B)	YTD %	MONTHLY Encumbrances (C)	Available (A-B+C)	Full-Year Expenditure Forecast (F)	Full Year Variance (A-F)
Salaries							
Teacher Full-Time	\$77,262,874	(\$78,153,811)	101.15%	\$0	(\$890,937)	77,188,820	74,054
Admin & Management Full-Time	14,585,631	(18,171,013)	124.58%	0	(3,585,382)	16,386,584	(1,800,953)
Paraprofessionals	3,049,145	(3,759,234)	123.29%	0	(710,089)	3,705,832	(656,687)
Support Staff Full-Time	10,422,818	(11,520,801)	110.53%	0	(1,097,983)	11,520,801	(1,097,983)
Part Time & Seasonal	3,438,137	(1,816,608)	52.84%	0	1,621,529	1,816,608	1,621,529
Substitutes	1,650,000	(1,800,793)	109.14%	0	(150,793)	1,800,793	(150,793)
Overtime, Benefits, Other	3,728,650	(2,310,584)	61.97%	(6,095)	1,411,971	3,290,079	410,421
Total Salaries and Benefits	\$114,137,255	(\$117,532,845)	102.98%	(\$6,095)	(\$3,401,685)	\$ 115,709,517	\$ (1,600,412)
Supplies and Services							
Instructional Supplies	\$3,522,554	(\$2,224,298)	63.14%	(\$66,192)	\$1,232,065	1,867,179	1,628,375
Tuition	20,669,657	(15,447,184)	74.73%	(6,823,092)	(1,600,619)	22,834,963	(2,165,306)
Utilities	10,777,000	(7,878,495)	73.10%	(1,844,099)	1,054,406	9,682,190	1,059,810
Transportation	24,644,728	(17,826,573)	72.33%	(9,201,025)	(2,382,870)	27,086,737	(2,446,009)
Maintenance, Property, Custodial	2,350,770	(1,810,298)	77.01%	(485,216)	55,256	2,321,262	43,256
Other Contractual Services	14,616,733	(8,476,319)	57.99%	(2,180,873)	3,959,541	11,134,381	3,562,754
Total Supplies and Services	\$76,581,442	(\$53,663,166)	70.07%	(\$20,600,498)	\$2,317,779	\$ 74,926,714	\$ 1,682,878
General Fund Totals	\$190,718,697	(\$171,196,011)	89.76%	(\$20,606,593)	(\$1,083,907)	\$ 190,636,232	\$ 82,465



Fiscal Year 2021-2022
 Education Operating Fund (General Fund)
 Monthly Financial Report (Unaudited) - June 30, 2022

YTD by Period	Account Description	Original Budget	YTD Actual	MTD Actual	Encumb.	Available Budget	% Used
Teachers Full-Time	Teachers	\$77,262,874	\$78,153,811	\$13,775,847	\$0	(\$890,937)	101.15
Admin & Management Full-Time	Salaries	1,056,118	1,049,634	85,750	0	6,484	99.39
	Directors Salaries	1,034,166	1,001,231	80,101	0	32,935	96.82
	Supervisor	2,428,690	2,488,674	166,480	0	(59,984)	102.47
	Department Heads/Principals/Aps	8,611,515	12,281,233	1,597,472	0	(3,669,718)	142.61
	Management	1,455,142	1,350,241	76,105	0	104,901	92.79
	Sub-Total	\$14,585,631	\$18,171,013	\$2,005,909	\$0	(\$3,585,382)	124.58
Paraprofessionals	ParaProfessionals	3,049,145	3,759,234	(10,278)	0	(710,089)	123.29
Support Staff Full-Time	Wages Temporary	479,059	539,699	26,834	-	(60,640)	112.66
	Custodians	4,360,565	4,580,183	446,371	0	(219,618)	105.04
	Building Repairs	767,430	772,792	69,124	0	(5,362)	100.70
	Clerical	2,474,935	2,552,766	164,601	0	(77,831)	103.14
	Security	2,245,816	2,967,861	213,738	0	(722,045)	132.15
	Truck Drivers	95,013	107,500	10,457	0	(12,487)	113.14
	Sub-Total	\$10,422,818	\$11,520,801	\$931,124	\$0	(\$1,097,983)	110.53
Part Time & Seasonal	Coaches	650,000	497,785	177,871	0	152,215	76.58
	Other Personnel	125,000	250,453	66,332	0	(125,453)	0.00
	Part-Time Payroll	2,072,217	948,254	43,608	0	1,123,963	45.76
	Seasonal	490,920	44,213	0	0	446,707	9.01
	Teachers Stipend	100,000	75,904	29,135	0	24,096	75.90
	Sub-Total	\$3,438,137	\$1,816,608	\$316,945	\$0	\$1,621,529	52.84
Substitutes	Substitutes	\$ 1,650,000	\$ 1,800,793	\$ 296,540	\$ -	\$ (150,793)	\$ 109
Overtime, Benefits, Other	Overtime	605,000	444,661	35,248	0	160,339	73.50
	Longevity	275,000	206,189	575	0	68,811	74.98
	Custodial Overtime	625,500	1,150,538	109,773	0	(525,038)	183.94
	Retirement	1,700,000	412,047	(45,220)	6,095	1,281,858	24.60
	Employment Comp	495,000	96,479	47,840	0	398,521	19.49
	Professional Meetings*	28,150	670	0	0	27,480	2.38
	Sub-Total	\$3,728,650	\$2,310,584	\$148,216	\$6,095	\$1,411,971	62.13
	Salaries Sub-Total	\$114,137,255	\$117,532,845	\$17,464,303	\$6,095	(\$3,401,685)	102.98



**Fiscal Year 2021-2022
Education Operating Fund (General Fund)
Monthly Financial Report (Unaudited) - June 30, 2022**

YTD by Period	Account Description	Original Budget	YTD Actual	MTD Actual	Encumb.	Available Budget	% Used
Instructional Supplies	Equipment	265,021	159,222	30,918	1,064	104,735	60.48
	Computer Equipment	96,668	30,958	0	0	65,710	32.03
	Software	52,176	30,910	0	0	21,266	0.00
	Furniture	106,932	21,617	0	0	85,315	20.22
	Materials & Supplies Admin.	0	(28)	0	0	28	#DIV/0!
	Testing Materials	137,600	593	0	0	137,007	0.43
	Education Supplies Inventory	582,985	406,247	644	(8,448)	185,186	68.23
	General/Office Supplies	1,237,378	957,339	8,312	66,001	214,038	82.70
	Textbooks	339,784	151,595	(100,879)	5,396	182,794	46.20
	Library Books	132,515	110,403	0	0	22,112	83.31
	Periodicals	2,000	0	0	0	2,000	0.00
	Registrations, Dues & Subscrip.	143,985	86,362	4,110	0	57,623	59.98
	Student Activities	159,320	59,744	0	0	99,576	37.50
	Graduation	32,189	11,265	7,940	820	20,105	37.54
	Emergency Medical	209,000	198,071	0	1,359	9,570	95.42
Printing & Binding	25,000	0	0	0	25,000	0.00	
	Sub-Total	\$3,522,554	\$2,224,298	(\$48,956)	\$66,192	\$1,232,065	65.02
Tuition	Tuition	20,669,657	15,447,184	(679,200)	6,823,092	(1,600,619)	107.74
Utilities	Natural Gas	1,796,500	1,897,559	(7,104)	641,084	(742,143)	141.31
	Electricity	7,709,500	4,795,506	(618,401)	1,070,887	1,843,107	76.09
	Heating Fuels	10,000	0	0	0	10,000	0.00
	Water	265,000	380,702	59,090	10,093	(125,795)	147.47
	Telephone	646,000	565,964	59,406	33,178	46,858	92.75
	Telecommunications/Internet	90,000	10,966	0	1,252	77,783	13.57
	Sewer Usage	225,000	187,394	0	87,606	(50,000)	122.22
	Gas & Oil	35,000	40,404	3,267	0	(5,404)	115.44
	Sub-Total	\$10,777,000	\$7,878,495	(\$503,742)	\$1,844,099	\$1,054,406	90.22
Transportation	Milage	610,900	313,620	28,037	148,824	148,456	75.70
	Business Travel	4,000	6,459	0	0	(2,459)	161.47
	Transportation	14,028,973	10,161,996	6,492	4,316,508	(449,531)	103.20
	Special Education Transportation	4,448,895	3,833,693	109,036	2,119,554	(1,504,352)	133.81
	Transportation Technical Schools	452,480	343,766	846	168,734	(60,020)	113.26
	Transit Bus Passes	227,375	0	0	0	227,375	0.00
	Field Trips	171,988	7,328	1,229	5,094	159,566	7.22
	InterDistrict Transportation	1,089,000	(16,377)	(1,561,300)	1,460,799	(355,422)	132.64
	Outplacement Transportation	3,405,000	3,119,152	55,842	826,603	(540,755)	115.88
	Field Trips (Non-Public)	206,117	56,936	(12,261)	154,908	(5,727)	102.78
	Sub-Total	\$24,644,728	\$17,826,573	(\$1,372,078)	\$9,201,025	(\$2,382,870)	109.67



Fiscal Year 2021-2022
Education Operating Fund (General Fund)
Monthly Financial Report (Unaudited) - June 30, 2022

YTD by Period	Account Description	Original Budget	YTD Actual	MTD Actual	Encumb.	Available Budget	% Used	
Maintenance, Property, Custodial	School Security	12,000	1,695	0	0	10,305	14.13	
	Building & Grounds Maint. Supp.	100,000	123,926	19,319	10,235	(34,162)	134.16	
	Custodial Supplies	488,000	449,423	7,993	0	38,577	92.09	
	Light Bulbs	30,000	29,450	0	0	550	98.17	
	Uniforms	21,252	15,456	0	0	5,796	72.73	
	Moving Expenses	50,000	37,316	16,594	10,719	1,965	96.07	
	Cleaning	26,000	16,000	0	0	10,000	61.54	
	Repairs & Maintenance	115,518	38,602	6,558	0	76,916	33.42	
	Building Maintenance	575,000	506,664	74,640	230,356	(162,019)	128.18	
	Rental	120,000	120,821	10,225	0	(821)	100.68	
	Rental of Equipment	8,000	8,754	1,354	602	(1,355)	116.94	
	Maintenance Agreement Services	725,000	553,663	12,063	64,104	107,233	85.21	
	Vehicle Repairs	80,000	46,828	22,528	30,901	2,271	97.16	
	Rolling Stock	0	(138,299)	(10,000)	138,299	0	#DIV/0!	
	Sub-Total	\$2,350,770	\$1,810,298	\$161,275	\$485,216	\$55,256	97.65	
Other Contractual Services	Other Contractual Services *	4,778,835	2,901,853	116,648	927,208	949,774	80.13	
	* Special Education	992,340	532,370	1,750	543,777	(83,807)	108.45	
	* Facilities	6,820,558	3,819,795	(2,692,188)	78,633	2,922,129	57.16	
	* IT	1,000,000	519,907	26,453	469,708	10,386	98.96	
	Legal Services	400,000	317,550	47,113	146,538	(64,088)	116.02	
	Other Purchased Services	17,500	10,153	2,434	5,954	1,394	92.04	
	Postage & Freight	157,500	142,382	5,569	9,056	6,062	96.15	
	Claims	450,000	232,310	232,310	0	217,690	51.62	
		Sub-Total	\$14,616,733	\$8,476,319	(\$2,259,911)	\$2,180,873	\$3,959,541	72.91
		Supplies & Services Sub-Total	\$76,581,442	\$53,663,166	(\$4,702,613)	\$20,600,498	\$2,317,779	96.97
	Combined Total	\$190,718,697	\$171,196,011	\$12,761,691	\$20,606,593	(\$1,083,907)	100.57	

* Breakout of Other Contractual Services by Department

Reporting For Information Purposes Only - MTD Actuals for the Month referenced above.

- **We reviewed all open purchase orders and agreements and have cancelled the used balance**
- **We reviewed all open purchase orders and cancelled the orders not filled**
- **We reviewed grants and reprogrammed funds wherever possible**
- **We reviewed request to hire ensuring that the new hires are not coming in at top step on a case by case basis**
- **We requested all new grant applications that allow Indirect Costs to be included in the application going forward**
- **While we cannot make changes for this year we will be looking at Tuition Costs for future years**
- **We received authorization to include previously disallowed costs within the ARP ESSER grant which have reduced costs in the General Funds**
 - **Para's working as substitutes**
 - **Bus Monitors**
 - **Extra cleaning due to COVID(Buses & Buildings)**

Unknowns which may add additional costs to the current financial status



NEW HAVEN PUBLIC SCHOOLS

- **Late Billing of Outplacement/Open Choice Students and SPED Services from outside district**
- **Unemployment Costs**
- **Final Bills for Utility(Gas/Oil/Electric) Costs**



Financial Report – Grants

June 30, 2022

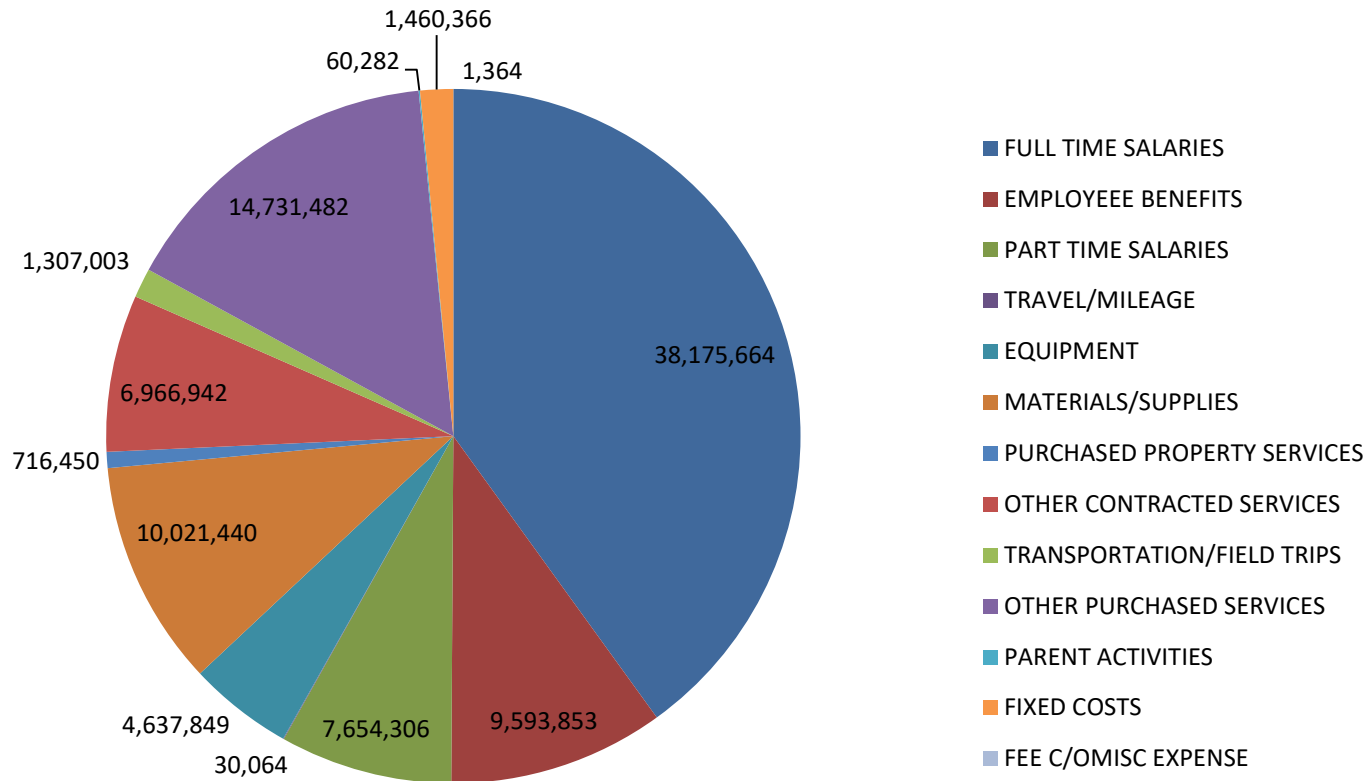


Fiscal Year 2021-2022
Special Funds
Monthly Financial Report (Unaudited) as of June 30, 2022

	Budget	YTD Actuals	Encumbered	Available
Full Time Salaries	61,226,416	38,175,664.00	3,384.00	23,047,368
Employee Benefits	14,970,176	9,593,853.00	0.00	5,376,323
Part Time Personnel	24,524,451	7,654,306.00	10,388.00	16,859,757
Travel/Mileage	98,379	30,064.00	0.00	68,315
Equipment/Technology	18,881,371	4,637,849.00	843,528.00	13,399,994
Materials/Supplies	31,999,401	10,021,440.00	2,061,125.00	19,916,836
Purchased Property Services	1,539,436	716,450.00	35,909.00	787,077
Other Professional/Technical	17,581,947	6,966,942.00	2,038,893.00	8,576,112
Transportation/Field Trips	2,634,837	1,307,003.00	13,612.00	1,314,222
Other Purchased Services	29,315,276	14,731,482.00	940,156.00	13,643,638
Parent Activities	160,424	60,282.00	31,458.00	68,684
Fixed Costs	3,397,160	1,460,366.00	0.00	1,936,794
Fees/Misc Expenses/Student Activities	195,020	1,364.00	0.00	193,656
Grand Total	206,524,294	95,357,065	5,978,453	105,188,776



2021-22 GRANT FUNDED EXPENDITURES BY CATEGORY



How to read the new grant revenue exhibit (letters refer to column letters on the prior page):

- A The total amount we were awarded for the grant in 2020-21
- B Because of Covid-19, we are permitted to carryover unexpended money in some grants in 2020-21. It ‘carries over’ to the next fiscal year.
- C This is new funding we were awarded in 2021-22
- D Funding we haven’t received yet, but expect to receive.
- E C+D. The total new money we’ll receive for the grant this year.
- F B+E. The sum of the carryover funds and the new money. This is what’s available to spend in 2021-22.
- G E-A. This measures the change in new money only, and excludes the effect of the carryover.
- H G/A. Calculates, on a percentage basis, the change in the new money year over year.



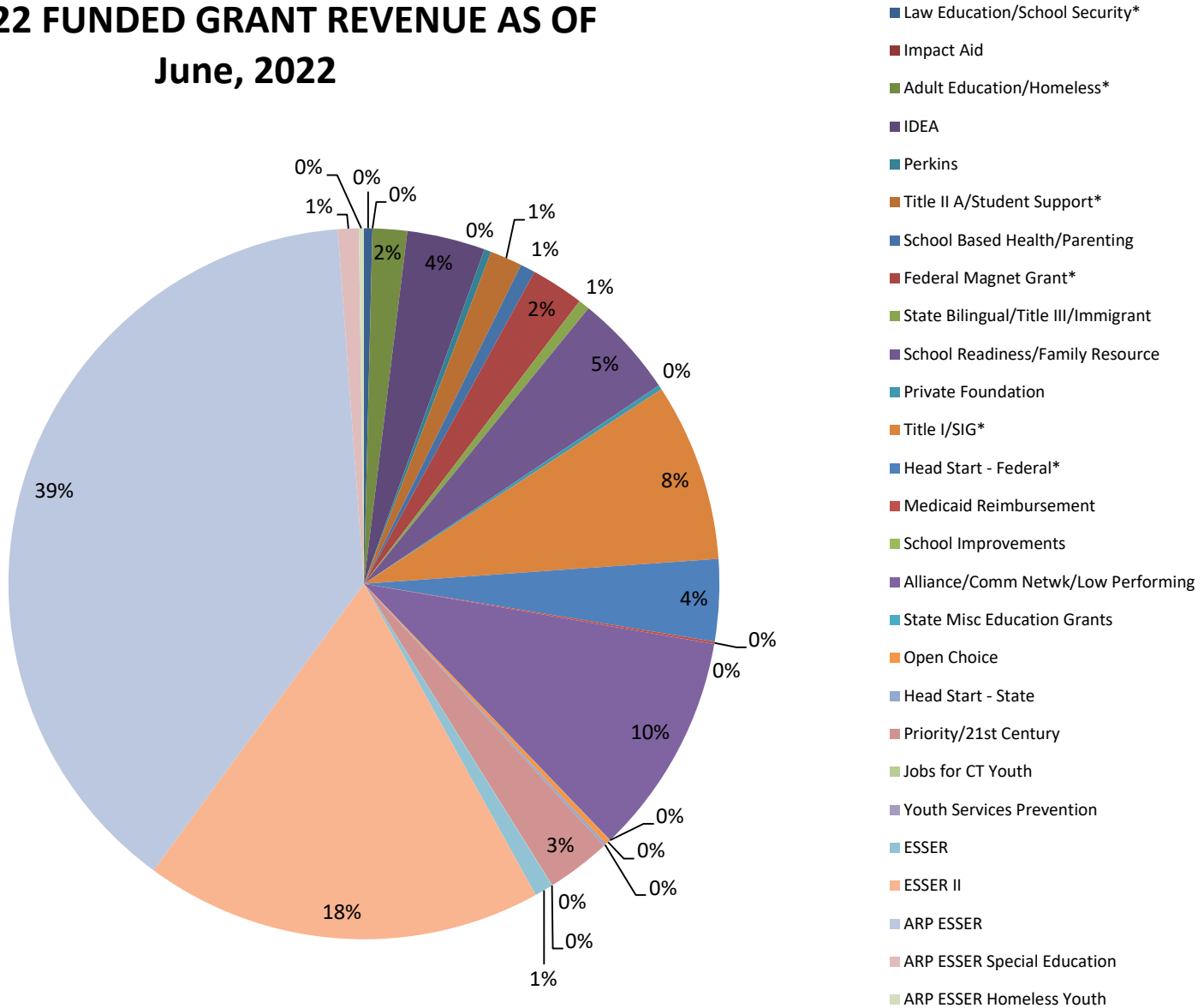
Fiscal Year 2021-2022 Special Funds Revenue

	A	B	C	D	E	F	G	H
Common Titles	FY 2020-21 Funding	Carryover Funding	Received FY2021-22 Funding	Pending Approvals	Total Anticipated New Funding	Total Available Funds for 2021-22	YOY \$ Change in New Funds	YOY % Change
Law Education/School Security	\$0	\$0	\$787,061		\$787,061	\$787,061	\$787,061	0.0%
Impact Aid	\$27,185	\$0	\$10,303		\$10,303	\$10,303	(\$16,882)	-62.1%
Adult Education/Homeless*	\$3,180,547	\$0	\$3,242,672		\$3,242,672	\$3,242,672	\$62,125	2.0%
IDEA*	\$7,213,711	\$565,695	\$6,766,739		\$6,766,739	\$7,332,434	(\$446,972)	-6.2%
Perkins*	\$711,892	\$67,969	\$584,104		\$584,104	\$652,073	(\$127,788)	-18.0%
Title II A/Student Support*	\$2,787,681	\$1,168,635	\$1,861,656		\$1,861,656	\$3,030,291	(\$926,025)	-33.2%
School Based Health/Parenting	\$1,394,318	\$4,865	\$1,394,594		\$1,394,594	\$1,399,459	\$276	0.0%
Federal Magnet Grant*	\$5,544,881	\$1,973,382	\$2,999,277		\$2,999,277	\$4,972,659	(\$2,545,604)	-45.9%
State Bilingual/Title III/Immigrant	\$972,821	\$346,600	\$714,018		\$714,018	\$1,060,618	(\$258,803)	-26.6%
School Readiness/Family Resource	\$8,868,998	\$54,085	\$9,627,816		\$9,627,816	\$9,681,901	\$758,818	8.6%
Private Foundation	\$510,734	\$10,268	\$425,605		\$425,605	\$435,873	(\$85,129)	-16.7%
Title I/SIG*	\$15,483,447	\$3,218,540	\$13,498,860		\$13,498,860	\$16,717,400	(\$1,984,587)	-12.8%
Head Start - Federal*	\$6,464,922	\$820,404	\$6,865,794		\$6,865,794	\$7,686,198	\$400,872	6.2%
Medicaid Reimbursement	\$212,318	\$134,573	\$85,069		\$85,069	\$219,642	(\$127,249)	-59.9%
School Improvements	\$385,122	\$0	\$0		\$0	\$0	(\$385,122)	-100.0%
Alliance/Comm Network/Low Performing	\$19,895,551	\$146,089	\$20,730,589		\$20,730,589	\$20,876,678	\$835,038	4.2%
State Misc Education Grants	\$35,870	\$5,017	\$24,400		\$24,400	\$29,417	(\$11,470)	100.0%
Open Choice	\$452,353	\$0	\$483,941		\$483,941	\$483,941	\$31,588	7.0%
Head Start - State	\$248,714	\$0	\$248,714		\$248,714	\$248,714	\$0	0.0%
Priority/21st Century*	\$5,892,037	\$385,862	\$5,652,043		\$5,652,043	\$6,037,905	(\$239,994)	-4.1%
Jobs for CT Youth	\$6,385	\$6,385	\$22,922		\$22,922	\$29,307	\$16,537	259.0%
Youth Services Prevention	\$90,000	\$0	\$0		\$0	\$0	(\$90,000)	-100.0%
ESSER*	\$10,226,325	\$1,750,667	\$0		\$0	\$1,750,667	(\$10,226,325)	-100.0%
ESSER II	\$37,716,245	\$37,398,032	\$0		\$0	\$37,398,032	(\$37,716,245)	-100.0%
ARP ESSER	\$0	\$0	\$80,017,233		\$80,017,233	\$80,017,233	\$80,017,233	0.0%
ARP ESSER Special Education	\$0	\$0	\$1,951,134		\$1,951,134	\$1,951,134	\$1,951,134	0.0%
ARP ESSER Homeless Youth	\$0	\$0	\$472,682		\$472,682	\$472,682	\$472,682	0.0%
	\$128,322,057	\$48,057,068	\$158,467,226	\$0	\$158,467,226	\$206,524,294	\$30,145,169	23.5%

*As a result of Covid 19 federal grants were awarded an extension to spend funds in fiscal year 2020-21, 2021-22 and recently received extension into FY23



2021-22 FUNDED GRANT REVENUE AS OF June, 2022





Statement of Philosophy on Teaching and Learning

Language unlocks every content area door" is a statement that substantiates the importance of **listening**, speaking, reading, writing, and critical thinking in the curriculum of our classrooms and schools. Expressive and receptive language development and higher-order thinking are the core academic skills linked to academic and life success. Enhancing language development is a matter of particular concern to educators who work in poor urban school districts where a disproportionate number of students come to school with unearned social and economic disadvantages. Such disadvantages are primarily due to poverty and the historical factors that have limited the education of **caste groups** and assigned the children of the poor and marginalized to spaces deprived of life's necessities. Under such circumstances, children learn a first language different from the academic language in classrooms. **This distinction becomes more challenging as students move up in grade levels and across various content in the school curriculum. English language learners may be at a disadvantage in the school environment if they are poor and speak a home language different from the language used to transmit academic content in schools and classrooms. This disadvantage is true, to some extent, if the student's first language is a dialectical variation of English. However, language difference is not synonymous with deficiency. Effective teaching builds on students' strengths and makes no assumptions about student potential based on race, class, gender, or any individual or group characteristic that individuals and institutions have used to stereotype and label categories of human beings.**

Since our student population is predominantly poor and multilingual, the school district must develop and implement a linguistically rich curriculum based on students' strengths across classrooms and schools. The curriculum should be performance and outcomes-based, with student work products as evidence for the quality and quantity of instruction and student motivation and effort. Schools alone cannot do the heavy lifting necessary for students born behind in the race of life to excel. Students must be willing to match the commitment of their teachers and mentors. We must not abdicate our responsibility to students from all socio-economic backgrounds and continue to provide differentiated learning options for all the students we serve.

When school leaders create evidence-based policies, goals, administrative procedures, and instructional methodologies by working collaboratively with teachers, parents, and students, teaching and learning outcomes are improved. In addition, building relationships with parents and other community stakeholders provides the web of support that reinforces students' learning in schools and classrooms. Therefore, the scope of this policy is to institutionalize the best administrative, instructional, and parenting practices across all content areas to provide students with the skills, knowledge, and dispositions to achieve in school and life.

DEVELOPMENTAL PATHWAYS AND THE WHOLE CHILD

Comer, Joyner, and Haynes (1999) have identified six pathways that should serve both as a framework for analysis when assessing child and adolescent growth and development and as focal points for activities and programs designed to facilitate such development.

The emphasis on the developmental pathways is at the heart of the School Development Program, which distinguishes it from other school reforms. The six pathways include:

- ***The Physical Pathway.*** The environment must meet the child's basic physical needs to grow and develop at the most basic level. These needs include food, rest, shelter, and freedom from pain or illness. If these needs are not met, the physical distress that results will affect the child's functioning in all the other areas of development.
- ***The Cognitive-Intellectual Pathway.*** All children are born with the potential to reason and solve problems. This pathway allows children to make sense of the world and to absorb the knowledge and skills (through experiences with other human beings) that will enable them to gain a measure of control over how they develop in the other five areas.
- ***The Psycho-Emotional Pathway.*** Children need to develop a sense of self-regard, an attitude that tells them that they "count," that they have talents and attributes which will allow them to contribute to the world in meaningful, socially approved ways. This developing self is primarily determined by the quality of human interactions experienced first by children in the family and later in other social networks such as the school and other social institutions. When significant adults do not esteem children, their ability to function well in the different pathways is impaired.
- ***The Social-Interactive Pathway.*** Children must develop the ability to interact in a wide range of social settings because their development in other areas is dependent on the transmission of the values, knowledge, and skills necessary to live successfully in a particular place and time. Adults are more likely to engage in productive relationships with children and adolescents who respond to them in ways they deem to be "acceptable." On the other hand, children are dependent on these same adults to model and teach them what is socially acceptable. Early in the child's development, the home and community provide the child with the knowledge of interpersonal interaction patterns or prescriptions for the appropriate attitudes, verbal responses, and gestures acceptable in particular social

contexts. A win/win environment is created when behaviors learned in the home are congruent with those learned in school. Sharing common values allows for a bond among parent, child, and teacher that helps the child gain the favored status most children need to learn in school and at home. When significant adults negatively view the child's social skills, a lose/lose relationship ensues, and neither party benefits. When influential adults label students as social outcasts, they create conditions that threaten growth and development in all areas.

- ***The Speech and Language Pathway.*** Language has two primary functions in human development: communication and knowledge representation. Early in life, children learn that language can convey messages to the self and others. They understand the oral and behavioral cues for imparting messages and simultaneously learn to interpret the statements of others. These acquired words and symbols also become the categories through which children express reasoning ability.
- ***The Moral-Ethical Pathway.*** Crucial to all human interactions is the child's understanding and possession of sound moral and ethical standards, as well as the inclination to act upon these values. Such behavior is based on socially transmitted principles by significant others in the lives of young people that delineate the acts for which the individual is held morally responsible and prescribe just and fair consequences for moral transgression. Typically, developing children acquire ethical standards from the family, religious institutions, and schools. However, the norms and values reflected in popular culture and mass media have become, in some instances, increasingly influential in the lives of children and adolescents.

In an age of significant influence by mass media, children may also be motivated by individuals that they deem to be substantial because of popularity and achievement in sports, entertainment, and other high-profile areas. When role models behave in ways consistent with such values, and when social institutions concur, children can function across such institutions and exhibit the behaviors that reflect the collective wisdom of significant adults. However, when one or more of these institutions fail to instill shared values or impart values that conflict with primary caregivers, the child becomes confused and may make wrong choices.

Learning is mediated through relationships between oral and written responses to text and rigorous discourse characterized by exciting and meaningful content. Providing teachers with the resources, support, and freedom to teach creatively and effectively using research-based principles and findings is additive. Developing instrumentation and protocols to monitor, evaluate, and provide constructive feedback provides helpful mechanisms for continuous improvement.

Language development across the curriculum provides the volume of **listening, speaking, reading, writing, and critical thinking** that will likely improve student achievement as measured by criterion and standardized assessments. **Since each content domain has a specialized vocabulary, by necessity, we must establish instruction across all content areas emphasizing word knowledge, comprehension of written and oral text, critical thinking, and the skill to communicate what one has learned.** Critical thinking and receptive and expressive language development should be the core of our instructional programming across all content areas. This effort is broad in scope and requires a robust commitment by every stakeholder—students, parents, educators, community members—in the education enterprise. We must mobilize the village to educate the hearts and minds of our students.

The New Haven Public Schools Board will develop teaching and learning policies to "establish direction for the district, set goals, and assign authority." Concerning effective teaching, curriculum content, assessment, program evaluation, professional development, and other areas of schooling, school boards must create policies that establish criteria for practices associated with evidence-based education reform at all levels of the system. District administrative procedures further define the policy and provide guidelines for its implementation. To avoid role confusion, the school board establishes policies, and the Superintendent and professional staff execute the administrative procedures and teaching protocols to implement policy. Policy development is the product of collaboration between experienced educators and the school board with participation structures that engage parents and members of the broader community. We must create policies on teaching and learning based on the best evidence and collective wisdom at the time of policy formulation with a process for revision to accommodate new knowledge in the specific policy domain. The School Board must hear the voice of teachers, support staff, students, parents, and school administrators at every step of the policy-making process.

Suspension and Expulsion Counts by Facility

93-New Haven School District

School Name	Expulsions (code 1000 and 1002)	Out of School Suspensions (code 1010)	In School Suspensions (code 1020)	Bus Suspensions (code 1030)	Total
Augusta Lewis Troup School	4	63	0	0	67
Beecher School	3	42	0	0	45
Benjamin Jepson Magnet School	2	13	2	0	17
Betsy Ross Arts Magnet School	3	52	9	1	65
Bishop Woods Architecture and Design Magnet School	3	72	11	6	92
Brennan Rogers School	1	110	1	0	112
Celentano BioTech, Health and Medical Magnet School	3	10	0	0	13
Clinton Avenue School	5	8	0	0	13
Conte/West Hills Magnet School	4	65	0	0	69
Cooperative High School - Inter-District Magnet	0	102	1	0	103
Davis Academy for Arts & Design Innovation	0	6	0	0	6
East Rock Community Magnet School	0	2	0	0	2
Edgewood School	1	50	10	2	63
Engineering Science University Magnet School	1	41	6	3	51
Fair Haven School	1	31	10	0	42
Family Academy of Multilingual Exploration	1	4	0	0	5
High School In The Community	1	94	0	0	95
Hill Central Music Academy	1	18	0	0	19
Hill Regional Career High School	3	80	16	0	99
James Hillhouse High School	5	155	3	0	163
John C. Daniels	0	24	0	0	24
King/Robinson Magnet School	0	38	1	0	39
Lincoln-Bassett School	1	14	0	0	15
Mauro-Sheridan Magnet School	0	43	0	0	43
Metropolitan Business Academy	1	78	0	0	79
Nathan Hale School	0	8	8	0	16
New Haven Academy	0	16	0	0	16
Riverside Education Academy	0	73	0	0	73
Roberto Clemente Leadership Academy for Global	2	76	2	0	80
Ross/Woodward School	3	173	18	1	195
Sound School	1	0	0	0	1
Truman School	0	20	0	0	20
Wexler/Grant Community School	1	1	0	0	2
Wilbur Cross High School	3	324	22	0	349
TOTAL	54	1942	124	13	2133

NOTE: This report counts the total number of Sanctions for your LEA. If more than one sanction was imposed for a single incident both sanctions are counted on this report. This report will not match the Incident Count Comparison by School

Status Report: End of Year District Data



NEW HAVEN PUBLIC SCHOOLS

July 25, 2022

**“In God we trust, all
others bring data.”**

— W. Edwards Deming















**Smarter Balanced
Assessment
3rd to 8th Grade
Spring 2022**

Smarter Balanced Assessment, ELA & Math

Trend 2016-2022

	2016		2017		2018		2019		2021		2022	
	#	% at 3 or 4	#	% at 3 or 4	#	% at 3 or 4	#	% at 3 or 4	#	% at 3 or 4	#	% at 3 or 4
ELA	8,960	32.1	9,245	31.4	9,232	33.5	9,116	34.4	1,477	21.6%	8,232	23%
Math	8,943	18.5	9,217	20.8	9,212	21.3	9,086	22.5	1,456	1.2%	8,162	12%
ELA Remote									3,672	22.7		
Math Remote									3,447	10.1		

SBA, ELA by Grade Level, Spring 2022

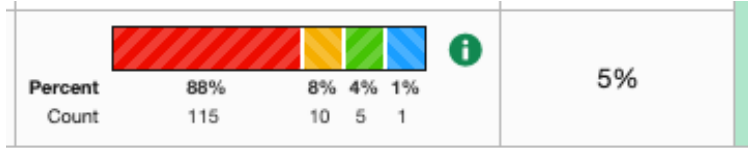
Assessment Name	Performance Distribution										
 <u>Grade 3 ELA - Summative</u>	 <table border="1"> <tr> <td>Percent</td> <td>63%</td> <td>21%</td> <td>11%</td> <td>6%</td> </tr> <tr> <td>Count</td> <td>820</td> <td>269</td> <td>142</td> <td>77</td> </tr> </table>	Percent	63%	21%	11%	6%	Count	820	269	142	77
Percent	63%	21%	11%	6%							
Count	820	269	142	77							
 <u>Grade 4 ELA - Summative</u>	 <table border="1"> <tr> <td>Percent</td> <td>62%</td> <td>17%</td> <td>12%</td> <td>8%</td> </tr> <tr> <td>Count</td> <td>794</td> <td>217</td> <td>157</td> <td>105</td> </tr> </table>	Percent	62%	17%	12%	8%	Count	794	217	157	105
Percent	62%	17%	12%	8%							
Count	794	217	157	105							
 <u>Grade 5 ELA - Summative</u>	 <table border="1"> <tr> <td>Percent</td> <td>61%</td> <td>18%</td> <td>12%</td> <td>9%</td> </tr> <tr> <td>Count</td> <td>823</td> <td>240</td> <td>167</td> <td>123</td> </tr> </table>	Percent	61%	18%	12%	9%	Count	823	240	167	123
Percent	61%	18%	12%	9%							
Count	823	240	167	123							
 <u>Grade 6 ELA - Summative</u>	 <table border="1"> <tr> <td>Percent</td> <td>47%</td> <td>26%</td> <td>20%</td> <td>7%</td> </tr> <tr> <td>Count</td> <td>646</td> <td>361</td> <td>271</td> <td>101</td> </tr> </table>	Percent	47%	26%	20%	7%	Count	646	361	271	101
Percent	47%	26%	20%	7%							
Count	646	361	271	101							
 <u>Grade 7 ELA - Summative</u>	 <table border="1"> <tr> <td>Percent</td> <td>47%</td> <td>27%</td> <td>20%</td> <td>6%</td> </tr> <tr> <td>Count</td> <td>672</td> <td>379</td> <td>282</td> <td>87</td> </tr> </table>	Percent	47%	27%	20%	6%	Count	672	379	282	87
Percent	47%	27%	20%	6%							
Count	672	379	282	87							
 <u>Grade 8 ELA - Summative</u>	 <table border="1"> <tr> <td>Percent</td> <td>41%</td> <td>30%</td> <td>21%</td> <td>7%</td> </tr> <tr> <td>Count</td> <td>622</td> <td>446</td> <td>320</td> <td>111</td> </tr> </table>	Percent	41%	30%	21%	7%	Count	622	446	320	111
Percent	41%	30%	21%	7%							
Count	622	446	320	111							

SBA, ELA by Ethnicity, Spring 2022

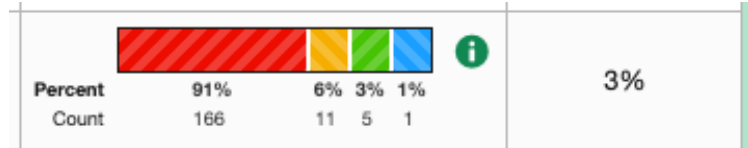
Ethnicity	# of Students	% at 3 or 4
All	8,232	23.0
Hispanic/Latino	827	20.1
Black/African American	529	19.0
White	866	49.3
Asian	98	41.3
Multi-racial	73	32.5
American Indian or Alaska Native	16	*
Native Hawaiian or Pacific Islander	8	*

SBA, ELA by Student w/Disabilities, Spring 2022

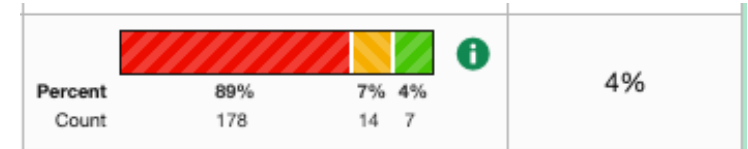
3rd



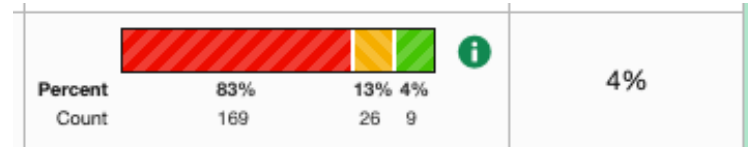
4th



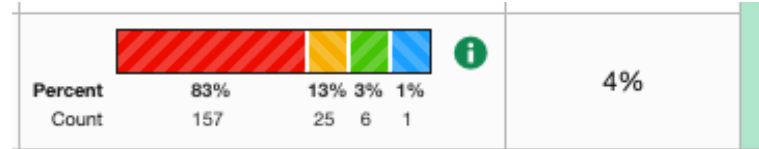
5th



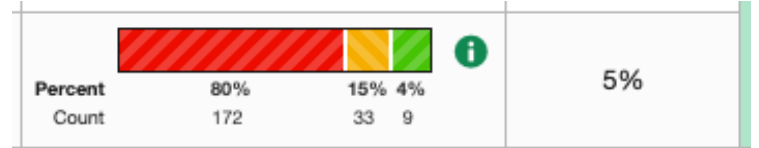
6th



7th

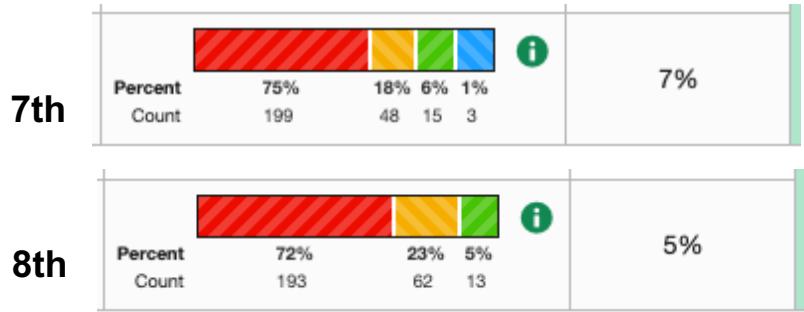
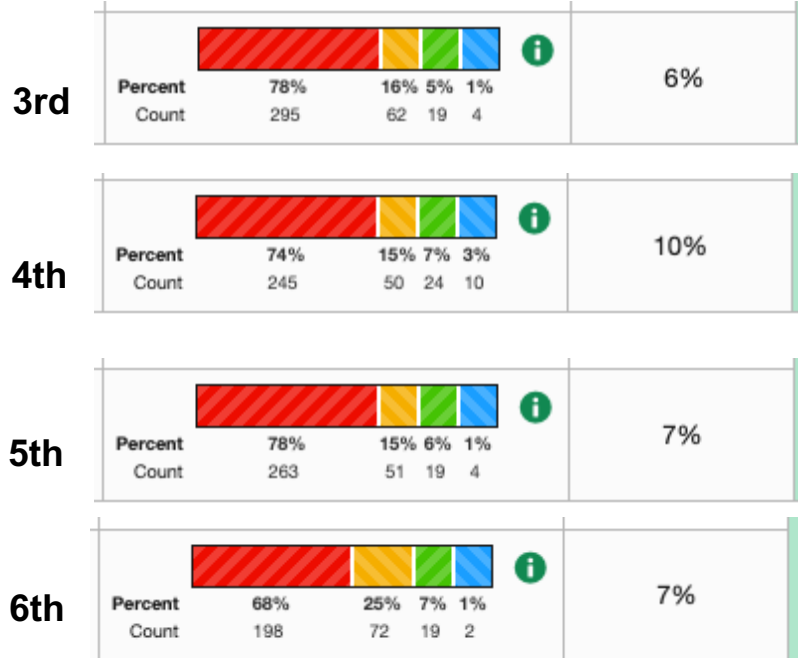


8th















3.9%
at Meet or Exceeds
in ELA

SBA, ELA by Multilingual Learners, Spring 2022



7.0%
at Meet or Exceeds
in ELA

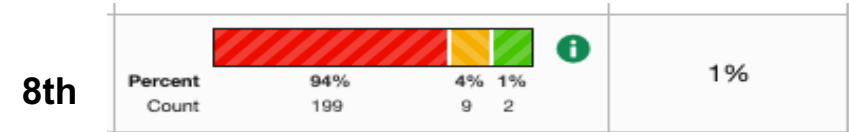
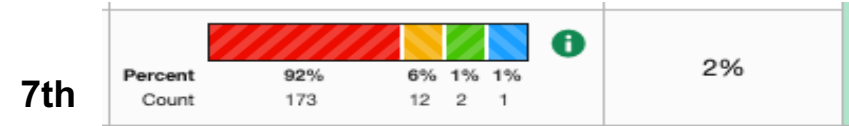
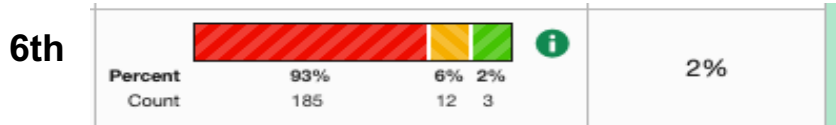
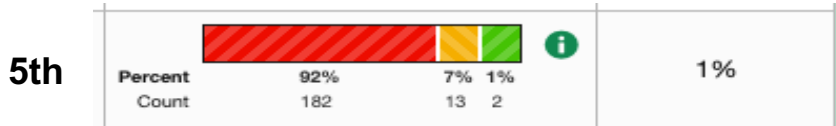
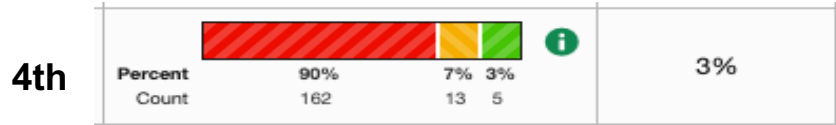
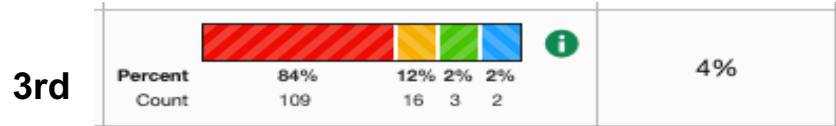
SBA, MATH by Grade Level, Spring 2022

Assessment Name	Performance Distribution
 <u>Grade 3 Math - Summative</u>	 <p>Percent 67% 20% 10% 3%</p> <p>Count 870 259 128 45</p>
 <u>Grade 4 Math - Summative</u>	 <p>Percent 63% 25% 9% 4%</p> <p>Count 799 312 108 48</p>
 <u>Grade 5 Math - Summative</u>	 <p>Percent 73% 17% 6% 5%</p> <p>Count 979 226 75 61</p>
 <u>Grade 6 Math - Summative</u>	 <p>Percent 65% 24% 8% 4%</p> <p>Count 886 323 107 52</p>
 <u>Grade 7 Math - Summative</u>	 <p>Percent 69% 20% 7% 4%</p> <p>Count 970 278 105 51</p>
 <u>Grade 8 Math - Summative</u>	 <p>Percent 72% 17% 7% 4%</p> <p>Count 1.1K 258 103 59</p>

SBA, **MATH** by Ethnicity, Spring 2022

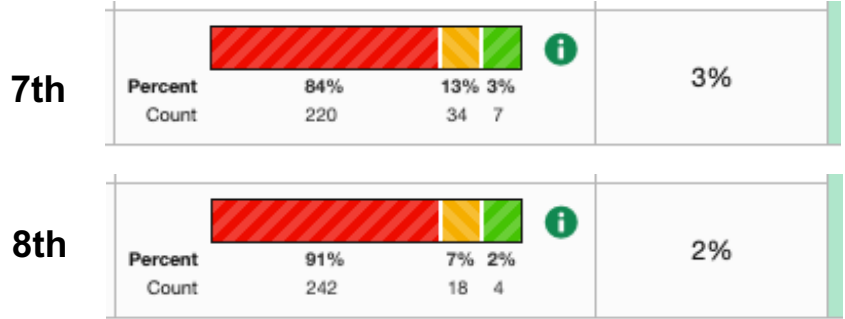
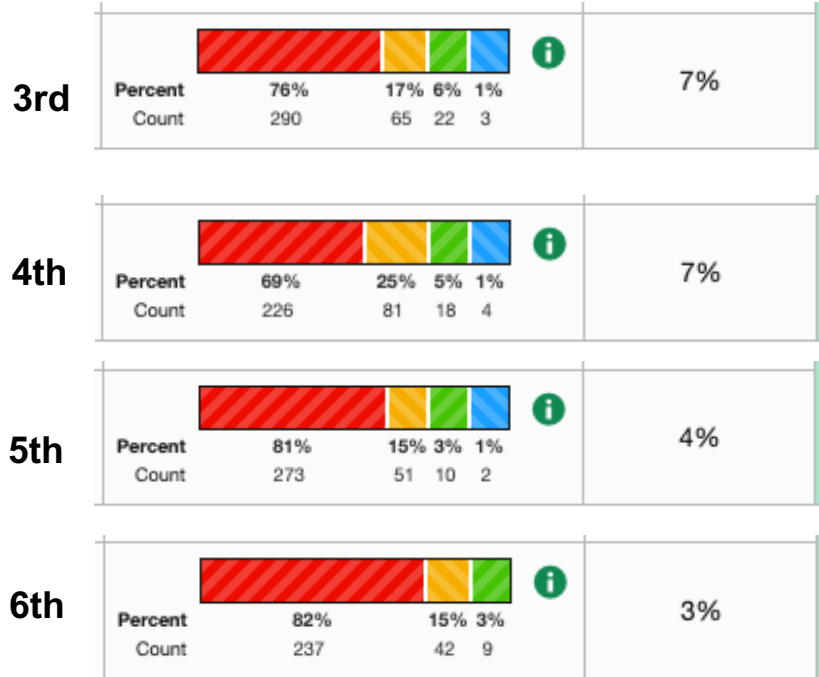
Ethnicity	# of Students	% at 3 or 4
All	8,162	12.0
Hispanic/Latino	332	8.1
Black/African American	192	7.0
White	291	33.7
Asian	70	28.9
Multi-racial	54	23.7
American Indian or Alaska Native	*	*
Native Hawaiian or Pacific Islander	*	*

SBA, **MATH** by Student w/Disabilities, Spring 2022



1.8%
at Meet or Exceeds
in MATH

SBA, **Math** by Multilingual Learners, Spring 2022









4.2%
at Meet or Exceeds
in MATH

**NGSS
Science,
5th, 8th & 11th Grades
Spring 2022**

NGSS Science, Spring 2022

					Level 1 Not Met		Level 2 Approaching		Level 3 Met		Level 4 Exceeded		Level 3 & 4 Met or Exceeded	
District	Total Number of Students	Total Number Tested	NGSS Participation Rate	Total Number with Scored Tests	Count	%	Count	%	Count	%	Count	%	Count	%
State of CT 2019	117,950	115,492	97.9	115,448	20,815	18.0	35,484	30.7	46,585	40.4	12,564	10.9	59,149	51.2
NHPS 2019	4,276	4,203	98.3	4,203	1383	32.9	1702	40.5	991	23.6	127	3	1,118	26.6
NHPS 2022	4,215	3,922	93.0	3922	1751	44.6	1369	34.9	694	17.6	108	2.7	802	20.4

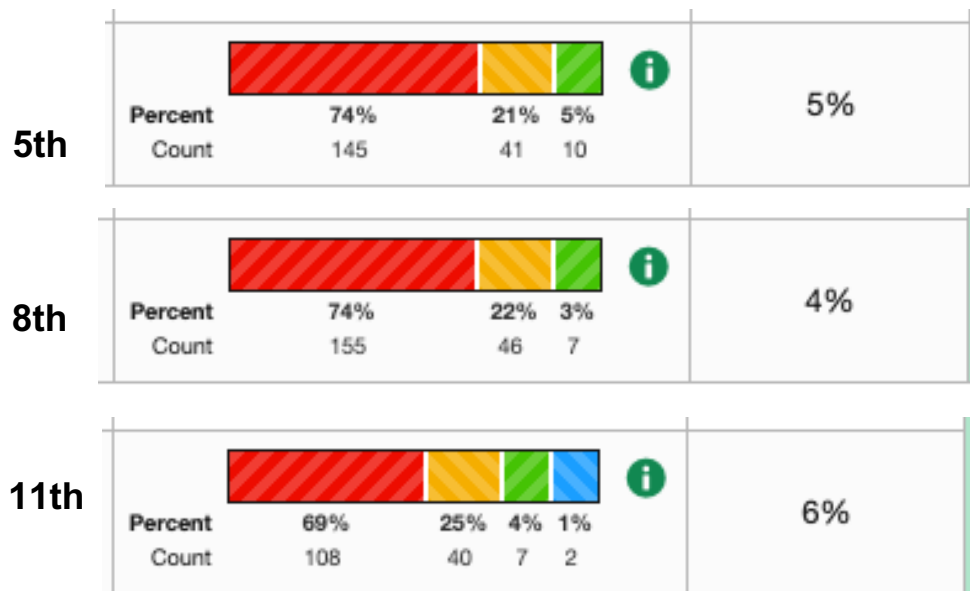
NGSS Science by Grade Level, Spring 2022

Assessment Name	Performance Distribution										
 <u>Summative Grade 5 Science</u>	 <table border="1"><tr><td>Percent</td><td>45%</td><td>34%</td><td>17%</td><td>4%</td></tr><tr><td>Count</td><td>610</td><td>451</td><td>233</td><td>52</td></tr></table>	Percent	45%	34%	17%	4%	Count	610	451	233	52
Percent	45%	34%	17%	4%							
Count	610	451	233	52							
 <u>Summative Grade 8 Science</u>	 <table border="1"><tr><td>Percent</td><td>43%</td><td>35%</td><td>20%</td><td>2%</td></tr><tr><td>Count</td><td>630</td><td>513</td><td>302</td><td>37</td></tr></table>	Percent	43%	35%	20%	2%	Count	630	513	302	37
Percent	43%	35%	20%	2%							
Count	630	513	302	37							
 <u>Summative Grade 11 Science</u>	 <table border="1"><tr><td>Percent</td><td>47%</td><td>37%</td><td>15%</td><td>2%</td></tr><tr><td>Count</td><td>511</td><td>405</td><td>159</td><td>19</td></tr></table>	Percent	47%	37%	15%	2%	Count	511	405	159	19
Percent	47%	37%	15%	2%							
Count	511	405	159	19							

NGSS Science by Ethnicity, Spring 2022

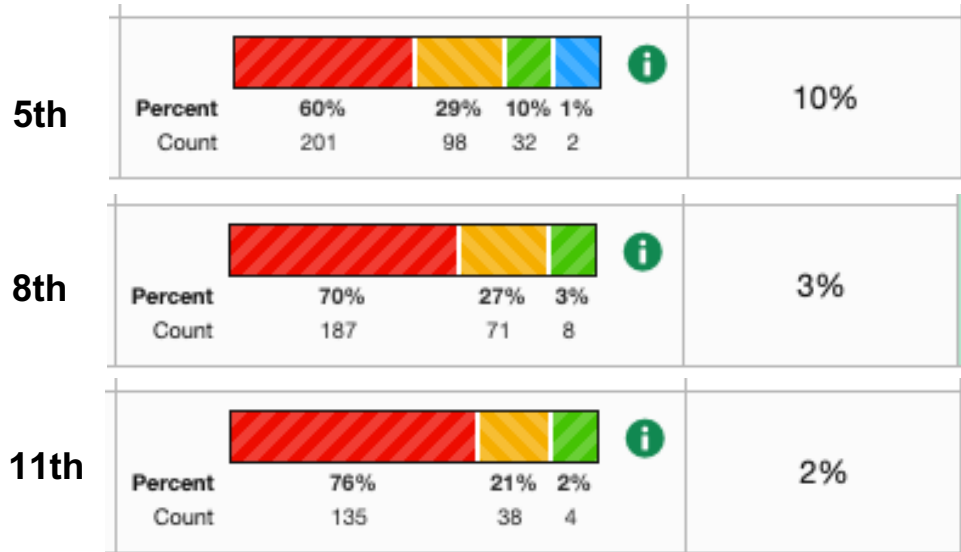
Ethnicity	# of Students	% at 3 or 4
All	802	20.4
Hispanic/Latino	323	16.6
Black/African American	327	24.3
White	203	44.4
Asian	38	35.5
Multi-racial	26	32.0
American Indian or Alaska Native	*	*
Native Hawaiian or Pacific Islander	*	*

NGSS Science by Student w/Disabilities, Spring 2022



4.6%
at Meet or Exceeds in Science

NGSS Science by Multilingual Learners, Spring 2022



5.9%
at Meet or Exceeds in Science

ELA
DIBELS
&
High School Common
Assessment

DIBELS DATA Fall, Winter, & Spring 2021-22

Grade	Fall 21-22		All	EL	N- EL	SPED	N- SPED	N-EL/ SPED
K	1161/1270	PSF	14%	7%	17%	11%	15%	17%
1	1101/1179	ORF	25%	15%	28%	17%	25%	29%
2	1301/1391	ORF	29%	21%	32%	13%	31%	34%
3	1317/1378	ORF	35%	25%	39%	16%	37%	42%

Grade	Winter 21-22		All	EL	N- EL	SPED	N- SPED	N-EL/ SPED
K	1089/1270	PSF	19%	9%	22%	14%	19%	23%
1	1031/1179	ORF	30%	18%	32%	15%	29%	33%
2	1211/1391	ORF	30%	18%	33%	13%	30%	36%
3	1237/1378	ORF	28%	18%	33%	15%	30%	34%

Grade	Spring 21-22		All	EL	N- EL	SPED	N- SPED	N-EL/ SPEI
K	1157/1306	PSF	33%	15%	40%	12%	35%	41%
1	1095/1205	ORF	37%	28%	40%	24%	38%	42%
2	1298/1423	ORF	33%	23%	37%	12%	35%	40%
3	1299/1400	ORF	33%	23%	37%	19%	35%	39%

2022 High School Common Assessment

Season	Date	Assessment	Student Results	Avg. Score	Students Proficient	Chart	
SPRING	05/23/22	2021-2022 ELA Common Assessment #3 G11-12	794	59.5%	58.6%		
		D English Language and Literature 11 - 12	STUDENT RESULTS	AVG. SCORE	STUDENTS PROFICIENT		
SPRING	05/23/22	2021-2022 ELA Common Assessment #3 G9-10	593	44.2%	43.5%		
		D English Language and Literature 11 - 12	STUDENT RESULTS	AVG. SCORE	STUDENTS PROFICIENT		
WINTER	01/14/22	2021-2022 ELA Common Assessment #2 G11-12	1271	53.8%	52.8%		
		D English Language and Literature 11 - 12	STUDENT RESULTS	AVG. SCORE	STUDENTS PROFICIENT		
WINTER	01/14/22	2021-2022 ELA Common Assessment #2 G9-10	1499	46.1%	40.6%		
		D English Language and Literature 9 - 10	STUDENT RESULTS	AVG. SCORE	STUDENTS PROFICIENT		
FALL	09/27/21	2021-2022 ELA Common Assessment #1 G11-12	1853	38.2%	33.2%		
		D English Language and Literature 11 - 12	STUDENT RESULTS	AVG. SCORE	STUDENTS PROFICIENT		
FALL	09/27/21	2021-2022 ELA Common Assessment #1 G9-10	2102	34.2%	26%		
		D English Language and Literature 9 - 10	STUDENT RESULTS	AVG. SCORE	STUDENTS PROFICIENT		

Note: While the administration of the test shows an increase in the Average Score from Fall to Spring and an increase in the percent proficient, administration of the test falls drastically from 2102 and 1853 in Fall to 593 and 794 in the Spring. What is contributing to this?

iReady & IXL Math Assessments

2022 Spring iReady Math Assessment

FALL

Overall Placement

Students Assessed/Total: 7,944/9,344



WINTER

Overall Placement

Students Assessed/Total: 8,203/9,344



SPRING

Overall Placement

Students Assessed/Total: 8,076/9,344



■ Above grade ■ On grade ■ Below grade ■ Far below grade ■ Not completed

▸ Sixth grade

Math



▸ Seventh grade

Math



▸ Eighth grade

Math



▸ Ninth grade

Math



▸ Tenth grade

Math



▸ Eleventh grade

Math

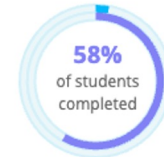


▸ Twelfth grade

Math



IXL Spring 2022



Math

6,022

students have completed their Snapshot.
296 were on or above grade level.

n=10,095

Next Steps

1. Literacy will conduct a pilot of a comprehensive reading program for adoption in 2023.
 2. Continue implementing iReady Math and monitoring student growth.
 3. Implement new high school math textbooks and pilot new middle school textbooks.
 4. Training staff on effective interventions for reading and numeracy.
-



NEW HAVEN PUBLIC SCHOOLS

SUMMER OF FUN! **2022**

Dr. Iline Tracey, Superintendent

Keisha Redd-Hannans, Assistant Superintendent for Instructional Leadership

Ivelise Velazquez, Assistant Superintendent for Curriculum & Instruction

Gemma Joseph-Lumpkin, Chief of Youth, Family and Community Engagement

Tracey Philpot, High School Summer School Coordinator

Board of Education

July 25, 2022

STRATEGIC PLAN : SY 2020-2024



NEW HAVEN PUBLIC SCHOOLS

Core Values

We believe...

- 1 Equitable opportunities** create the foundation necessary for every child to succeed
- 2 A culture of continuous improvement** will ensure that all staff are learners and reflective practitioners
- 3 High expectations** and standards are necessary to prepare students for college and career
- 4 Collaboration** and partnerships with families and the New Haven community will enhance learning and achievement



Mission

To provide all students in New Haven Public Schools with personalized, authentic, and engaging learning experiences through creativity, exploration, innovation, critical thinking, problem-solving, and high quality instruction. To foster a culture of continuous improvement through collaborative partnerships with staff, families, and the New Haven community. To support students' growth and development by utilizing the Whole Child Framework.

Vision

Our vision is to be a premier urban school district that ensures access to equitable opportunities and successful outcomes for all students as they prepare for college, career, and life.

Priority Areas for 2020-2024

- | | |
|--|--------------------------------|
| 1 Academic Learning | 2 Culture & Climate |
| 3 Youth & Family Engagement | 4 Talented Educators |
| 5 Operational Efficiencies | |


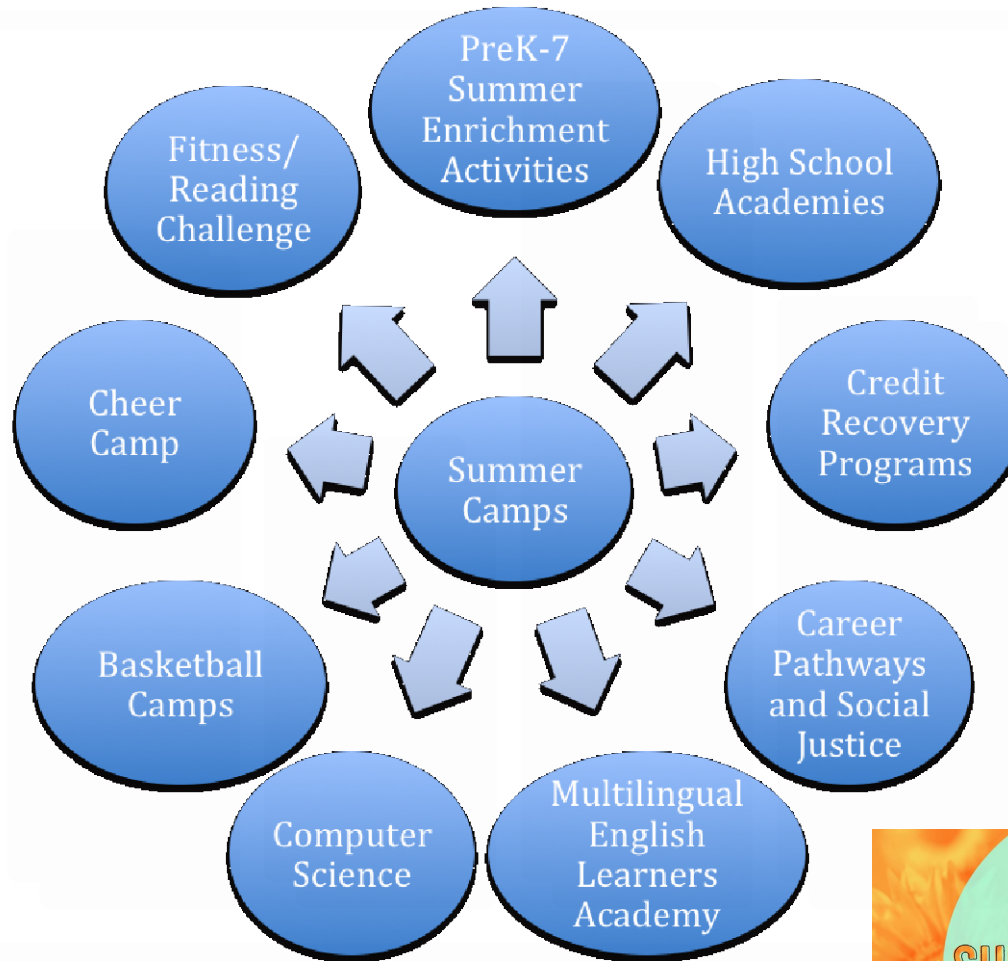
WWW.NHPS.NET

Summer of Fun 2022



NEW HAVEN PUBLIC SCHOOLS

We have invested over \$3,000,000 in ARP ESSER and ESSER II funds to service approximately 4,000 students and open over 20 schools to ensure access for all of our students throughout the City. Our camps are designed to engage our students in enriching experiences that will support and help them accelerate learning.



NHPS K-4 Literacy Camp Program



NEW HAVEN PUBLIC SCHOOLS

NHPS K-4 Literacy Camp	Average Daily Attendance
Beecher/Davis	64
Bishop Woods	74
Clinton	60
Fair Haven	98
Jepson	58
Obama	96
Troup	70
Truman	81
K – 4 Average Daily Attendance	601

NHPS Literacy Camp and SOARS Programs (K-7)



NEW HAVEN PUBLIC SCHOOLS

NHPS K – 7 Program	Average Daily Attendance
Conte	117
Hill Central	135
John Martinez	185
King/Robinson	130
K – 7 Average Daily Attendance	567

NHPS Literacy Camp and SOARS Programs (K-7)




NHPS Summer Site	Grades	Average Daily Attendance	Total # Attending
Beecher/Davis	K-4	64	91
Bishop Woods	K-4	74	104
Clinton	K-4	60	85
Fair Haven	K-4	98	128
Jepson	K-4	58	69
Obama	K-4	96	128
Troup	K-4	70	70
Truman	K-4	81	107
Conte	K-7	117	149
Hill Central	K-7	135	196
John Martinez	K-7	185	269
King/Robinson	K-7	130	183
TOTAL		1168	1579

NHPS Literacy Camp and SOARS Programs (K-7)



NHPS Summer Site	Grades	Students with IEPs	Multilingual Learners
Beecher/Davis	K-4	25	10
Bishop Woods	K-4	10	33
Clinton	K-4	13	50
Fair Haven	K-4	30	87
Jepson	K-4	10	13
Obama	K-4	35	24
Troup	K-4	13	21
Truman	K-4	14	71
Conte	K-7	33	37
Hill Central	K-7	121	137
John Martinez	K-7	48	175
King/Robinson	K-7	129	47
TOTAL		481	705



Complete STEAM activities where students engineer designs, all while using a variety of materials:

A campfire where it crackles and lights up using a sensor

Design and test a tent to withstand the elements and code the storm

A campfire story including all the story elements and then retell the story enhanced with coded sound effects along with a coded simulation of fireflies

A multisensory compass and a three dimensional map to code directions for their partner to follow


A car where it is tested on a an off road obstacle course created by the students



SAM Labs Summer Camp - Grades 2 & 3)




NEW HAVEN PUBLIC SCHOOLS



SAM Labs Summer Camp - Grades 2 & 3)



NEW HAVEN PUBLIC SCHOOLS



World Language Week, Grades 1 & 4



NEW HAVEN PUBLIC SCHOOLS



Arabic, Chinese, Japanese, Russian, and Spanish. All classes are taught by existing NHPS teachers except for the Russian class which is being taught by Amelia Stefanovics, a student at Coop. Both students and teachers are enjoying this opportunity to speak world languages at an early age!



Manufacturing Pathway



NEW HAVEN PUBLIC SCHOOLS




45 rising 9th graders enrolled in the launch of the pathway to explore introductory engineering concepts.



H-CAP Boot Camp


Gateway Community College/English 101


Program Description





The H-CAP Boot Camp is a summer enrichment program for students enrolled in the H-CAP program during the 2021-2022 school year. The program is taught by a Hillhouse teacher and Gateway Professor, Mr. Kevin Barbero. There are 10 students participating in the 2-week program on Gateway's campus. In addition to coursework for English 101, students will also take field trips to Yale University's science based centers. Guest speakers from various medical professions will also make presentations to students.





High School	Attendance	Highlights
<p data-bbox="65 349 363 389">Cooperative Arts</p> 	<p data-bbox="877 349 927 389">76</p>	<p data-bbox="1047 349 1837 589">CO-OP is hosting a one week program to familiarize students with the arts theme, SEL, Math and English, CO-OP 101, research methods, credits, and getting to know the building, the staff and one another.</p>


High School	Attendance	Highlights
<p>Hillhouse</p> 	<p>251</p>	<p>Summer School Credit Recovery Certified Teachers work with students to obtain the skills needed in order to complete the requirements to receive credit for core subjects taken during the the school year.</p> <p>Program Purpose</p> <ul style="list-style-type: none"> ● Credit recovery in core graduation requirements. ● Rigorous courses staffed by certified teachers ● Curriculum aligned to district standards and curriculum. ● Opportunity for students to engage in a successful academic experience ● Improved probability of 4 year graduation. <p>Multilingual English Learners Academy The learning focus is community; Newcomers to the USA, English learning. Finding their place and role in their new community, identifying and understanding differences in culture, important places in New Haven, making friends before school starts to prevent truancy and give confidence.</p> <p>Classes & Field Trips</p> <ul style="list-style-type: none"> ● ESL Reading ● ESL Writing ● Technology <p>Field Trips :</p> <ul style="list-style-type: none"> ● Learning to take the city bus ● Yale British Art Museum ● Lighthouse Park - we did Acro-yoga on the beach ● Lake Compounce


High School	Attendance	Highlights
<p>Hillhouse (Cont'd)</p> 	<p>251</p>	<p>HH/ NHPS Summer of Fun Program In Collaboration with NHPS summer of fun program to obtain:</p> <ul style="list-style-type: none"> ● OSHA 10 Certification ● Serve Safe Certification <p>Also participate in Restorative Practice Social Justice</p> <p>Fall Festival Logo Contest The goal is to create a contest with students to design the logo for the fall festival as part of the summer classes. The idea is to create an incentive PBL with the internal competition open only for Hillhouse students.</p> <p>The fall festival focuses on community health and wellbeing. We aim to encourage engagement with nature and amplify the implications of how the resources of nature, environmental conditions, and urban planning and design can foster community health and wellbeing and address public health disparities.</p> <p>Hillhouse Football Summer Program Student athletes receive conditioning and training in the classroom and weight room. The students are having fun while learning about education and physical strengthening.</p> <p>Diva Gems A social development program for young girls teaching lessons to become powerful young women learning skills such as self hygiene, housekeeping, DIY projects and the bond of sisterhood.</p> <p>Building Leaders: Ms. Demetria McMillian Mr. R.J Voelker Mrs. Alison Sanchez</p>

High School	Attendance	Highlights
<p>High School In the Community</p> 	<p>45</p>	<p>We aim to meet the needs of all our HSC students. We offer credit completion for those who have yet to master content and or skills as well as enrichment for students who are on pace.</p> <p>Summer School</p> <ul style="list-style-type: none"> ● 50 credits have been completed so far! ● Students are goal setting each day to ensure they are in control of their work pace. <p>Enrichment:</p> <ul style="list-style-type: none"> ● A small group of students have been painting murals with our art teacher and community partner. ● Another group is designing and building 3D Boats at MakeHaven. ● Students have joined the chefs at Sanctuary Kitchen to learn how to work in a commercial kitchen.

High School	Attendance	Highlights
<p data-bbox="73 362 633 401">Metropolitan Business Academy</p> 	<p data-bbox="904 362 981 401">257</p>	<p data-bbox="1107 362 1537 394">Summer School Credit Recovery</p> <p data-bbox="1107 405 1856 525">Certified Teachers work with students to obtain the skills needed in order to complete the requirements to receive credit for core subjects taken during the the school year.</p> <p data-bbox="1107 536 1340 568">Program Purpose</p> <ul data-bbox="1205 579 1856 919" style="list-style-type: none"> ● Credit recovery in core graduation requirements. ● Rigorous courses staffed by certified teachers ● Curriculum aligned to district standards and curriculum. ● Opportunity for students to engage in a successful academic experience ● Improved probability of 4 year graduation. <p data-bbox="1107 1005 1850 1148">Weekly College Presentations to our students giving information about our State schools and application process. Working with Seniors to have a plan for after HS Graduation</p> <p data-bbox="1107 1193 1740 1262">Marines and US Navy Present information to our students as well</p> <p data-bbox="1180 1308 1792 1339">Building Leaders: Chanel Rice; Rachele Thomas</p>

High School	Attendance	Highlights
<p>Riverside</p> 	<p>35</p>	<p>Riverside Summer Camp focuses on both credit recovery and enrichment to meet the needs of the “whole student”.</p> <ul style="list-style-type: none">*Students recover credits for graduation*Students receive enrichment courses* Students transitioning to Riverside acquire skills and mechanisms to taste culture and smoothly move from their former schools. They also are able to be acquainted with staff and Riverside expectations.* Students are afforded social and emotional learning and interaction through restorative circles and groups. In addition, they have an opportunity to participate in team building activities and weekly field trips as incentives to bolster attendance.

High School	Attendance	Highlights
<p data-bbox="73 386 185 422">Sound</p> 	<p data-bbox="913 386 962 422">75</p>	<p data-bbox="1089 386 1870 515">The sailing program trains beginners in using and racing our fleet of FJ 15 sailing dinghies. This program is open to rising freshmen as well as established Sound School students and forms an orientation of sorts to our school year on-the-water program.</p> <p data-bbox="1089 561 1866 725">The Marine Resources Study Group is involved in field sampling and analysis of environmental health data in New Haven harbor. This group utilizes both large and small vessels and a variety of scientific sampling equipment. Data is shared as part of a larger Sound-wide effort on the part of CT DEEP.</p> <p data-bbox="1089 771 1846 865">The vessel operations group maintains and operates our 55 ft research vessel Island Rover, and has hosted research trips bot by school-based and outside groups.</p> <p data-bbox="1089 911 1835 972">The scientific dive program sees students utilizing SCUBA gear and techniques for underwater scientific study.</p> <p data-bbox="1089 1018 1866 1146">The Underwater Remotely Operated Vehicle team will be working on constructing and working with ROVs, and using them to employ side scan SONAR and underwater photography over several documented shipwreck sites on Long Island Sound.</p> <p data-bbox="1089 1192 1856 1320">The Fish Production Facility utilizes the services of student interns in the lab, and our community service group is coordinating weekly opportunities for community service at the Downtown Evening Soup Kitchen.</p>

High School	Attendance	Highlights
<p data-bbox="73 389 297 425">Wilbur Cross</p> 	<p data-bbox="865 389 1012 475">165-CSA 20- MLL</p>	<p data-bbox="1089 389 1827 629">Cross Summer Academy (CSA) offers 3 periods a day for a chance to earn back 3 year long credits for Cross students. We offer core classes as well as elective credit options like band and culinary.</p> <p data-bbox="1089 694 1837 1139">We also offer an intensive Multi-Language Learner (MLL) program to help newcomers to the US and the school to improve their reading writing and speaking skills in English. These students can also earn back credit for core classes. We also provide students with 2 different learning experiences- local kayaking trips and a US History class trip to NYC- a walking tour.</p>

NHPS Summer Attendance Comparison 2021 to 2022



NEW HAVEN PUBLIC SCHOOLS

NHPS K – 4 Summer Literacy Camp		
Date	Attendance	Difference
July 12, 2021	July 18, 2022	
726	601	-125

NHPS K-7 Summer SOARS Camp		
Date	Attendance	Difference
July 12, 2021	July 18, 2022	
800	567	-233

NHPS High School Programs		
Date	Attendance	Difference
July 12, 2021	July 22, 2022	
613	930	+317

The Justice Education Center

HillHouse High School , Grades 7th – 12th Serving 200 Students



- Mindfulness / yoga activities
- Career opportunities: automotive, culinary arts and OSHA, Etc.
- Restorative Circles
- Projects that involves teamwork and creativity, solving real-world problems
- Community service- community clean up

Clifford Beers: Camp Farnam, Durham CT Grades 1-8, Serving 100 students



- Outdoor sports, nature based and recreational activities
- Social-emotional learning, team building, mindfulness as well as wellness activities
- Teamwork, conflict resolution, problem solving and self-regulation.
- Campers engage in games and group challenges.
- Arts and crafts activities.

ARTE Inc. Family Weekends: 19 Activities / Various locations – Average 27 families




- Nature walks- East Rock Park
- Instrumental lessons for students- Traditional drumming and dancing
- Photography- Cell phone cameras and professional guidance
- Painting- Clay parts and gardening
- Capoeira- Brazilian Martial Arts



The Monk Arts Center at Davis School

Serving 30 students 1st – 8th grade



- Literacy and video production
- Dancing with various genres
- Practicing reading and listening to Choral Music
- Building structural models
- Performance Arts





Boys Scouts of America- Connecticut Yankee Council

Camp Killingworth, 140 students, grades 1st – 8th



- Overnight camp for 7th-8th grade students
- STEM day camps
- Life skills trainings
- Positive relationship building
- Team building activities

Sullivan Academy: Basketball Camp

HillHouse High School- serving 133 students, grades 1st – 6th



- Reading and writing readiness skills
- Fundamentals of Basketball training
- Team building activities
- Fitness and recreational training
- Mentoring / Coaching

Ready Inc.

Hillhouse High School: Grades 5th – 12th, 200 students served



- College & career counseling
- Entrepreneurship skills through “Young minds making money (YM3)”
- Mindfulness activities
- Marketing lessons
- News and Social Media posting

Elm City Cheer

HillHouse High School – Grades 1st - 9th, Servers 54 students



- Teaming building among peers
- Teaching fundamental of cheer and dance
- Arts and crafts
- Health and wellness
- Youth development skills to build strong character and leadership skills

Hot Shot Basketball Camp, Beecher, 1st thru 10th Grades, Serves 250 students



- Small Group Literacy & Math skills
- Group discussion regarding mental health and Social Emotional Learning
- Basketball fundamentals training
- Mentoring, and coaching
- Team building activities among small groups



Care 4 Your Own Tree LLC

Davis School , Grades K-8th , Serves 40 Students



- **Outdoor activities: cycling, nature walks**
- **Indoor activities: arts & crafts, painting**
- **Environmental activities: planting, bird watching**
- **Technology: voice over acting, drone exploration**
- **Puppet workshop, script writing**



NEW HAVEN PUBLIC SCHOOLS

SUMMER OF FUN!

2022

THANK YOU!